



SOBHA SOLIS



SOBHA SOLIS





**WE NOTICE THE
SMALLEST
DETAILS.**

So you won't have to.

SOBHA
REALTY



SPEARHEADING THE SOBHA WAY!

Sobha Realty redefines the concept of luxury residential living with a repertoire of real estate projects across Dubai.

With razor-sharp focus on quality and innovation, it has created a plethora of iconic spaces such as extravagant palaces, ornate mosques, cutting edge campuses and ultra-luxurious communities with grand villas and apartments. Pioneering the 'Backward Integration' model in real estate, Sobha Realty employs in-house mastery to create a unique offering of fine living that extends beyond the customer's expectations

Backward Integration. Forward Thinking.

DESIGN

Masterfully
conceptualized.

ENGINEERING & CONTRACTING

Scrupulously refined to
perfection.

MATERIAL SOURCING

Employing cutting-edge
technology for world-class
manufacturing.

CRAFTSMANSHIP

Exquisite attention to
detail from inception to
completion.

QUALITY CONTROL

Establishing a new global
standard.

At Sobha,
we don't
exceed
international
building
standards,
we define
them.

SOBHA
REALTY

An aerial night view of Dubai, United Arab Emirates, showcasing a dense urban landscape. The Burj Khalifa stands prominently in the center, illuminated against the dark sky. The city is a mix of modern skyscrapers and lower-rise buildings, all lit up with warm yellow and white lights. In the foreground, a complex network of multi-level highways and overpasses is visible, with light trails from traffic creating a sense of movement. The sky is a deep blue with some light clouds, suggesting dusk or dawn. The overall atmosphere is one of a vibrant, modern metropolis.

A

THRIVING

In Dubai's dynamic landscape, Motor City blends cobblestone streets with sleek, modern homes, radiating an irresistible charm with seamless access to Al Qudra Road and Hessa Street. This enclave, close to Dubai Sports City and Al Barsha, bursts with energy, featuring residential towers, commercial spaces, and top-tier healthcare, education, and entertainment facilities and such as Dubai Autodrome and First Avenue Mall ensuring all essentials are within reach.

METROPOLIS



WHERE

EVERY CORNER

PULSES

WITH LIFE

In a world that never seems to slow down, embracing a healthier lifestyle unlocks the secret to a fuller, richer life. Each morning, energy fuels not just your body but your spirit as well. Movement becomes essential, shaking off stress and keeping you connected with the world around you. It's not just about staying fit; it's about thriving, feeling alive, and making the most of every moment. In a life that's always in motion, being active is how you keep pace—and live fully.



EVERY DAY IS A
NEW OPPORTUNITY
TO EMBRACE
THE UNKNOWN

Turn curiosity into discovery, ordinary into extraordinary, mundane into magical. With twists & turns, curves & challenges, life is an adventure.

What if that lies right at your doorstep?



SOBHA SOLIS





ADVENTURE
AWAITS
AT YOUR
DOORSTEP



I N T R O D U C I N G



SOBHA SOLIS

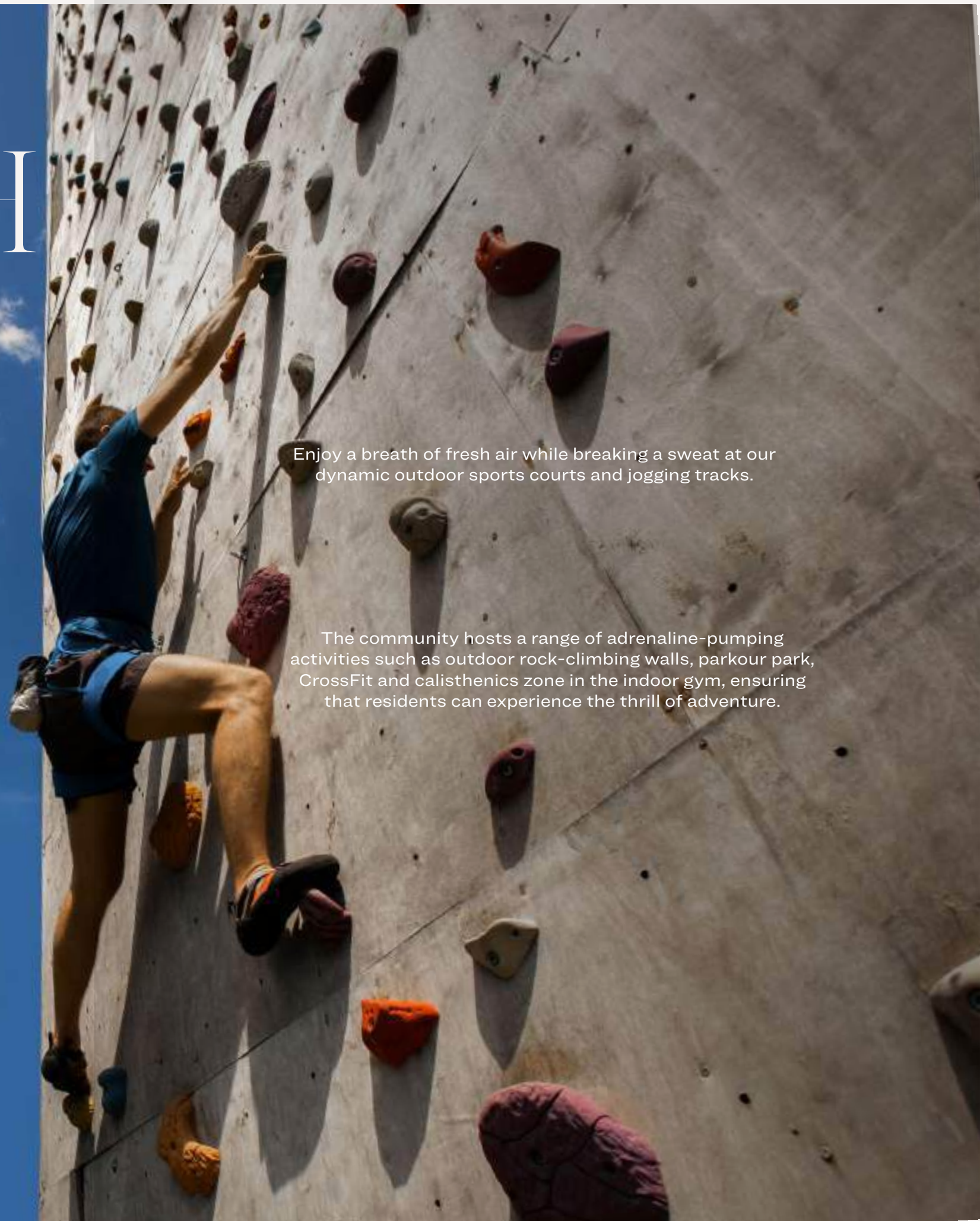
A community that fuels your passions and invigorates you with the high-octane vibrancy of life.

Let the thrill of new experiences drive you towards a vivacious existence.

LIVE BOLDLY. LIVE FULLY.

Let your spirit race towards endless possibilities.

UNLEASH YOUR INNER ATHLETE



Enjoy a breath of fresh air while breaking a sweat at our dynamic outdoor sports courts and jogging tracks.

The community hosts a range of adrenaline-pumping activities such as outdoor rock-climbing walls, parkour park, CrossFit and calisthenics zone in the indoor gym, ensuring that residents can experience the thrill of adventure.

At Sobha Solis, your like-minded neighbours quickly turn into friends, becoming an integral part of your daily life.

Enjoy a variety of vibrant shared spaces, including cozy seating courts, an outdoor cinema, a kids' pool and play area, co-working stations, and a dog park for your furry friends.

CELEBRATE THE SPIRIT OF TOGETHERNESS





A
COMMUNITY
FULL OF
LIFE

Each day offers something new and exciting.

Delight in mouth-watering meals at the BBQ zone or host a lavish gathering at the picnic area. This community ensures you never miss a beat, providing all that you need to live life to the fullest.



A HAVEN

FOR YOUR

MIND

AND SPIRIT

At Sobha Solis book lovers can lose themselves in the well-curated library, while nature enthusiasts can take leisurely strolls through our landscaped zen gardens and jogging paths.

Nurture your inner peace and embrace a flow of positive energy at our dedicated Yoga and Meditation Zone in the indoor gym. This serene sanctuary invites you to restore balance and rejuvenate your spirit through mindful practice.

Whether you seek a moment of tranquillity or a deeper connection with yourself, our space offers a harmonious environment for yoga and meditation, helping you harmonize your aura and invigorate your soul.

BIRD'S EYE
VIEW OF
THE
THRILLING
LIFE BELOW



For the adventurous souls, our indoor racetrack viewing deck and lounge offers an intriguing and immersive experience beckoning the curious.

Here, every evening is an opportunity to unwind, recharge, and submerge yourself in moments of pure bliss.



CURATED FOR EVERY PASSION

Picture yourself under the stars, taking a refreshing dip in the leisure pool or powering through an invigorating swim in the lap pool.

For those seeking interactive thrills, our indoor gaming lounge as part of the kids play area transport you to new worlds.

Unwind with a variety of tailored entertainment options.



RETAIL
THERAPY

AT

YOUR BECK

AND CALL

Discover our iconic clubhouse, where residents and visitors connect and recharge in a vibrant atmosphere. After a day of excitement, unwind in style with exquisite culinary experiences, from fine restaurants to a bustling plaza.

Whether you seek an elegant dining experience or a quick, flavourful bite, the diverse offerings ensure every palate is catered to.



FROM WORKOUT TO WIND DOWN

Whether you're pushing your limits after a vigorous workout with the state-of-the-art fitness equipments or unwinding with the steam and sauna facilities at the gym, Sobha Solis offers the perfect balance of activity and relaxation.

With an array of amenities designed to cater to your wellness and social needs, you'll find everything you need to stay active, maintain a healthy lifestyle, and enjoy every moment to the fullest.





Wake up to uninterrupted panoramic views of the iconic Dubai skyline, the lush expanse of Dubai Miracle Garden and the ever-thrilling Dubai Autodrome.

Marvel at the breathtaking cityscape that unfolds before you, with every sunrise illuminating the grandeur of these renowned landmarks.

Enjoy the visual feast of vibrant gardens and the exhilarating backdrop of the racetrack, all from the comfort of your serene home.

STUNNING HORIZONS EVERY CURVE



PEEK INTO YOUR MODERN WORLD

This urban sanctuary features a collection of 1, 1.5, 2 and 3-bedroom residences spread across 4 distinct towers all set upon a shared podium exclusive to residents.

Each apartment is designed to offer spacious layouts complemented by large windows and balconies that invite ample natural light and stunning views.

TRAIN LIKE THE GUNNERS

Elevate your fitness routine with cutting-edge equipment akin to that used by Arsenal's elite athletes.

Arsenal Fitness Zone, designed in collaboration with Arsenal, offers a vibrant and dynamic environment where you can push your limits and achieve your fitness goals in style.

Immerse yourself in a space that reflects the high energy and professional standards of Arsenal's training facilities, ensuring every workout is both inspiring and effective.



GUNNERS GUNNERS
GUNNERS GUNNERS

Disclaimer: Sobha Realty will be offering an Arsenal branded fitness centre in the community, subject to continuity of the partnership of Sobha Realty & AFC, the offering will be for a defined number of years only.

A woman with long, wavy brown hair is sitting on a grey sofa, reading a book. She is wearing a light-colored, long-sleeved top and matching pants. The room is modern with large windows in the background, showing a view of a city. There are some plants and a lamp on a table next to the sofa. The lighting is soft and warm, suggesting a peaceful atmosphere.

YOUR HOME

A PEACEFUL SANCTUARY

A constant steady hum fills the bustling community of Motor City - a sound reminiscent of lively conversations in a restaurant or the background murmur of an office. This noise can be unwanted to most, subtly disturbing the peace you seek in your home.

We understand that your home should be a sanctuary of calm. We know that a sound as gentle as a bird's song or the quiet hush of a library—would bring the tranquillity you deserve. Committed to restoring that sense of peace, Sobha Realty has partnered with an external specialist to transform your living environment. Together, we're working to soften the soundscape, turning what was once a vibrant buzz into a serene backdrop, so you can finally enjoy the quiet comfort that defines a true home.

RETAIL



PODIUM



SOBHA

ENTRANCE



LOBBY DROP-OFF



LOUNGE OVERLOOKING LEISURE POOL



SUNKEN PODIUM WITH LEISURE POOL







PLANS

LOCATION PLAN



THE WORLD ISLANDS

PALM JUMEIRAH

BURJ AL ARAB

BURJ KHALIFA

AIN DUBAI

JUMEIRAH

BUR DUBAI

SOBHA SEAHAVEN

SOBHA S-TOWER

UMM SUQEIM

SOBHA REALTY METRO STATION

JEBEL ALI

SOBHA VERDE

AL QUOZ INDUSTRIAL AREA

THE DUBAI MALL

AL BARSHA

AL KHAIL ROAD

SOBHA HARTLAND

DUBAI INTERNATIONAL AIRPORT

DUBAI INVESTMENTS PARK

MOTOR CITY

SOBHA SOLIS

SOBHA ORBIS

SOBHA HARTLAND II

NAD AL SHEBA

SOBHA ONE

DUBAI CREEK HARBOUR

RASHIDIYA

EXPO 2020 DUBAI IAE

SHEIKH MOHAMMED BIN ZAYED ROAD

SOBHA RESERVE

DUBAI SILICON OASIS

INTERNATIONAL CITY

AL MAKTOUM INTERNATIONAL AIRPORT

MASTER PLAN





SITE PLAN



FLOOR & UNIT PLANS

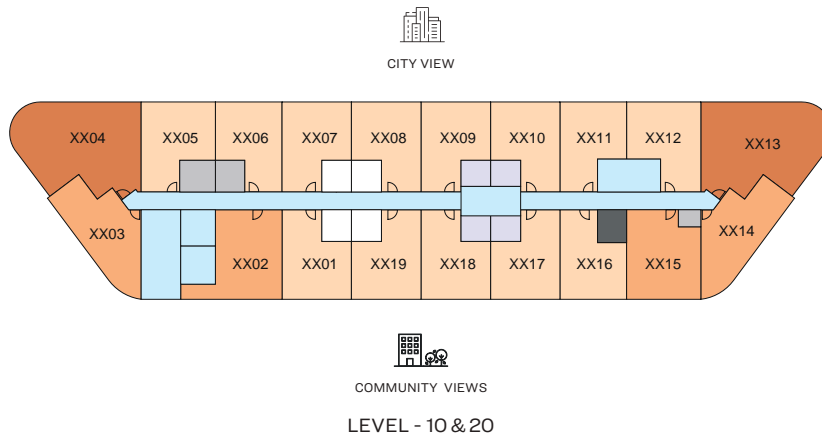
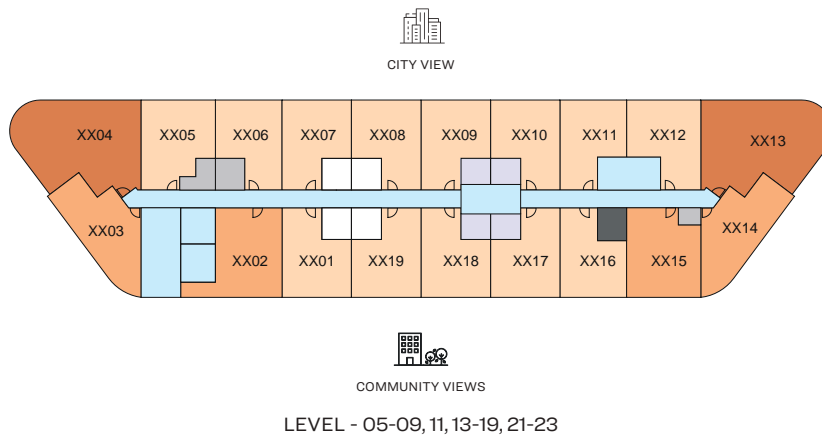
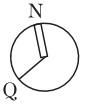
TOWER A



SOBHA SOLIS

FLOOR PLAN LAYOUT

TOWER A - SOBHA SOLIS

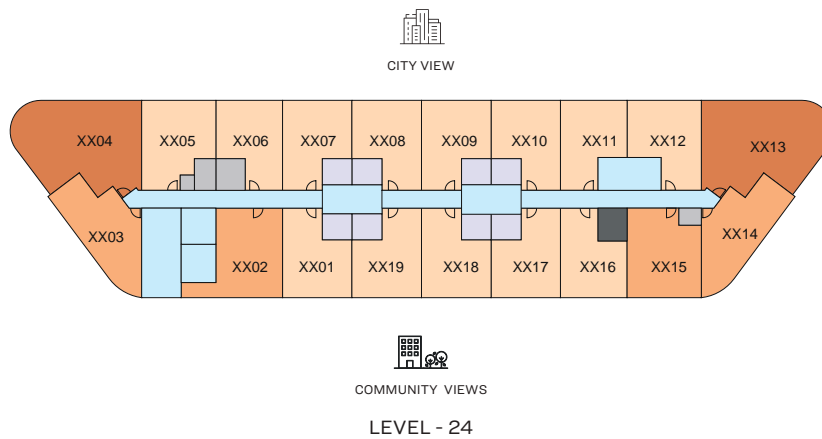
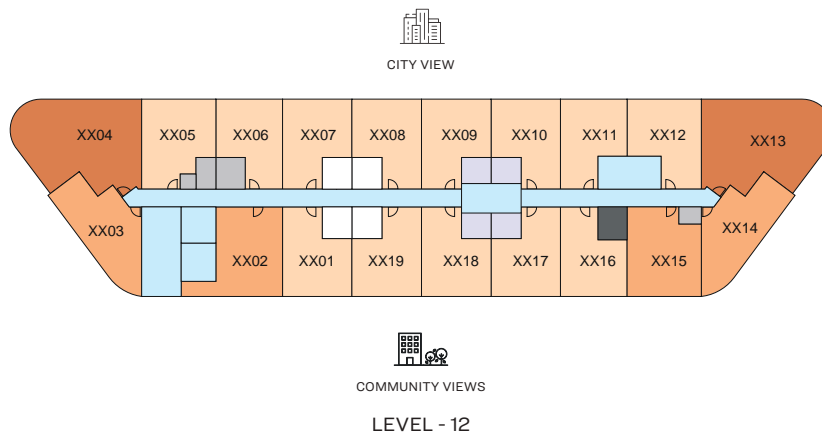


- 1 BED UNIT
- 2 BED UNIT
- CIRCULATION
- SERVICES
- 1.5 BED UNIT
- LIFTS
- GARBAGE ROOM

Disclaimer: 1. All dimensions are in metric, measured to wall finishes. 2. All materials, dimensions & drawings are approximate. 3. Information is subject to change without notice, at developer's absolute discretion. 4. Actual area may vary from the stated area. 5. Drawing are not to scale. 6. All images used are for illustrative purpose only and do not represent the actual size, features, specifications, fittings and furnishings. 7. The developer reserves the right to make revisions/ alterations, at its absolute discretion, without any liability whatsoever.

FLOOR PLAN LAYOUT

TOWER A - SOBHA SOLIS

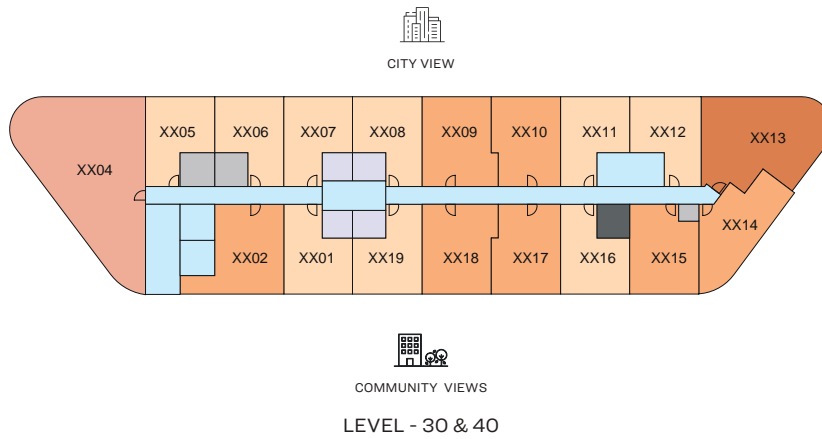
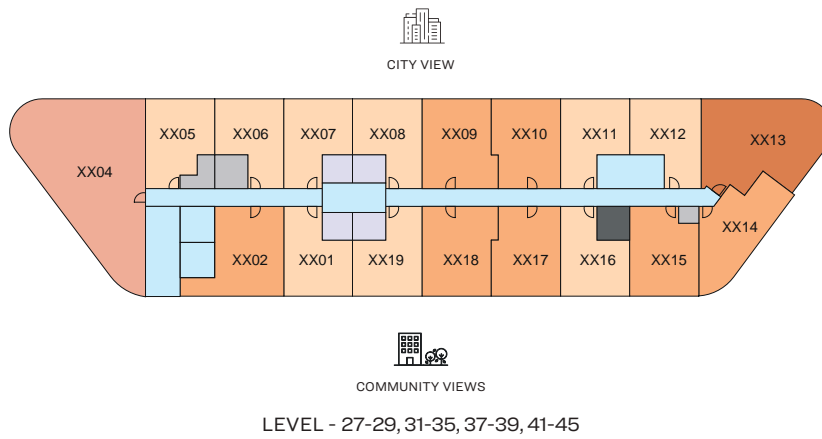


- 1 BED UNIT
- 2 BED UNIT
- CIRCULATION
- LIFTS
- SERVICES
- GARBAGE ROOM
- 1.5 BED UNIT

Disclaimer: 1. All dimensions are in metric, measured to wall finishes. 2. All materials, dimensions & drawings are approximate. 3. Information is subject to change without notice, at developer's absolute discretion. 4. Actual area may vary from the stated area. 5. Drawing are not to scale. 6. All images used are for illustrative purpose only and do not represent the actual size, features, specifications, fittings and furnishings. 7. The developer reserves the right to make revisions/ alterations, at its absolute discretion, without any liability whatsoever.

FLOOR PLAN LAYOUT

TOWER A - SOBHA SOLIS

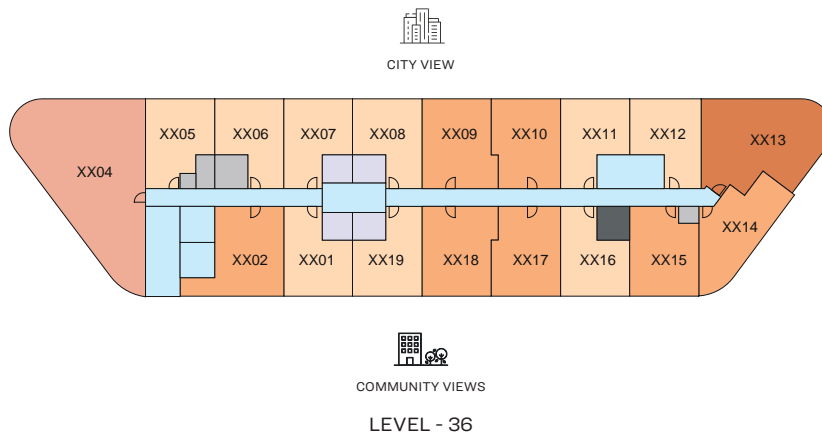


- | | | | |
|--|--|---|--|
| 1 BED UNIT | 2 BED UNIT | CIRCULATION | LIFTS |
| 1.5 BED UNIT | 3 BED UNIT | SERVICES | GARBAGE ROOM |

Disclaimer: 1. All dimensions are in metric, measured to wall finishes. 2. All materials, dimensions & drawings are approximate. 3. Information is subject to change without notice, at developer's absolute discretion. 4. Actual area may vary from the stated area. 5. Drawing are not to scale. 6. All images used are for illustrative purpose only and do not represent the actual size, features, specifications, fittings and furnishings. 7. The developer reserves the right to make revisions/ alterations, at its absolute discretion, without any liability whatsoever.

FLOOR PLAN LAYOUT

TOWER A - SOBHA SOLIS



- | | | | |
|--------------|------------|-------------|--------------|
| 1 BED UNIT | 2 BED UNIT | CIRCULATION | LIFTS |
| 1.5 BED UNIT | 3 BED UNIT | SERVICES | GARBAGE ROOM |

Disclaimer: 1. All dimensions are in metric, measured to wall finishes. 2. All materials, dimensions & drawings are approximate. 3. Information is subject to change without notice, at developer's absolute discretion. 4. Actual area may vary from the stated area. 5. Drawing are not to scale. 6. All images used are for illustrative purpose only and do not represent the actual size, features, specifications, fittings and furnishings. 7. The developer reserves the right to make revisions/ alterations, at its absolute discretion, without any liability whatsoever.

1 BEDROOM APARTMENT

TYPE A (with balcony)

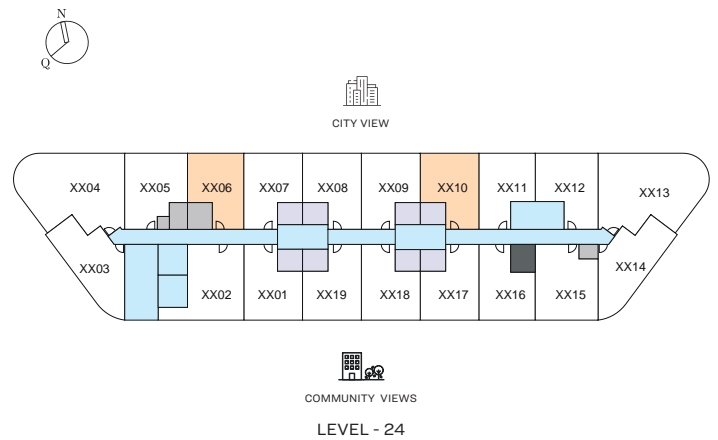
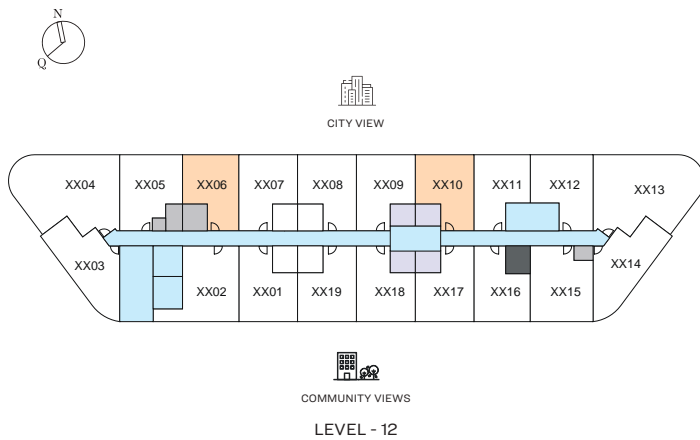
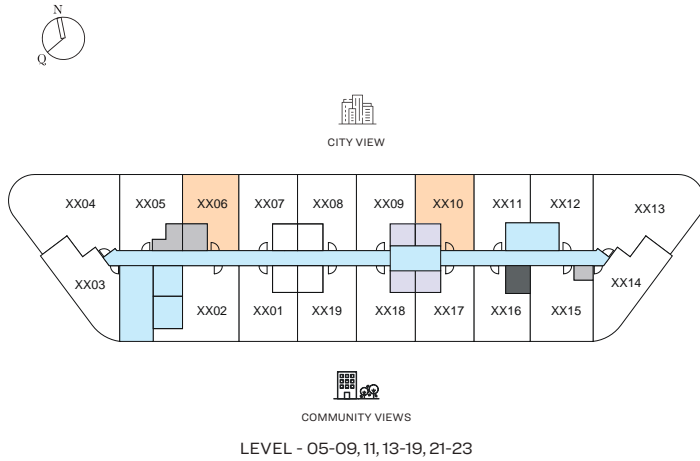
TOTAL SALEABLE AREA

SUITE RANGE = 488.36 SQ.FT. - 492.02 SQ.FT.

BALCONY = 54.36 SQ.FT.

TOTAL RANGE = 542.72 SQ.FT. - 546.38 SQ.FT.

UNIT



List of unit numbers with this unit plan:

VIEWS

Community View

A506, A510, A606, A610, A706, A710, A806, A810, A906, A910

City View

A1006, A1010, A1106, A1110, A1206, A1210, A1306, A1310, A1406, A1410, A1506, A1510, A1606, A1610, A1706, A1710, A1806, A1810, A1906, A1910, A2006, A2010, A2106, A2110, A2206, A2210, A2306, A2310, A2406, A2410, A2706, A2806, A2906, A3006, A3106, A3206, A3306, A3406, A3506, A3606, A3706, A3806, A3906, A4006, A4106, A4206, A4306

Disclaimer: 1. All dimensions are in metric, measured to wall finishes. 2. All materials, dimensions & drawings are approximate. 3. Information is subject to change without notice, at developer's absolute discretion. 4. Actual area may vary from the stated area. 5. Drawing are not to scale. 6. All images used are for illustrative purpose only and do not represent the actual size, features, specifications, fittings and furnishings. 7. The developer reserves the right to make revisions/ alterations, at its absolute discretion, without any liability whatsoever.

1 BEDROOM APARTMENT

TYPE A (with balcony)

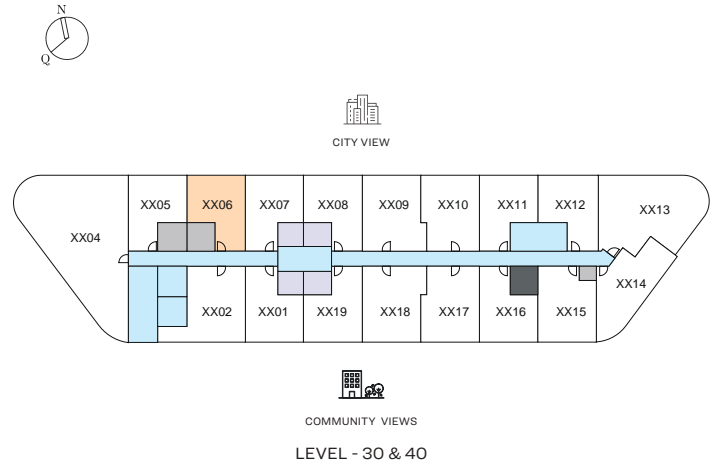
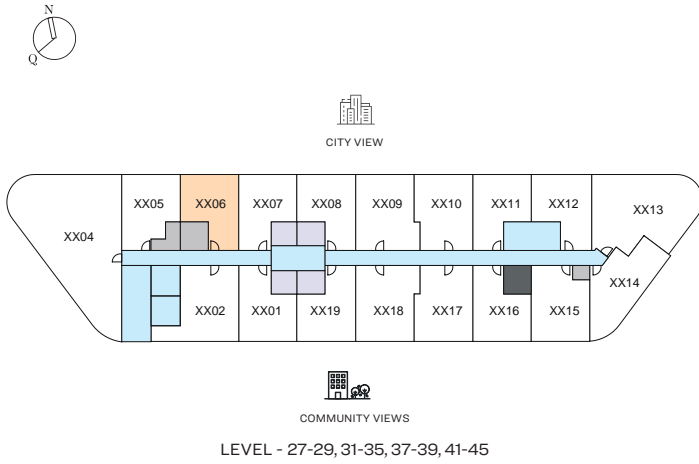
TOTAL SALEABLE AREA

SUITE RANGE = 488.36 SQ.FT. - 492.02 SQ.FT.

BALCONY = 54.36 SQ.FT.

TOTAL RANGE = 542.72 SQ.FT. - 546.38 SQ.FT.

 UNIT



List of unit numbers with this unit plan:

VIEWS

Community View

A506, A510, A606, A610, A706, A710, A806, A810, A906, A910

City View

A1006, A1010, A1106, A1110, A1206, A1210, A1306, A1310, A1406, A1410, A1506, A1510, A1606, A1610, A1706, A1710, A1806, A1810, A1906, A1910, A2006, A2010, A2106, A2110, A2206, A2210, A2306, A2310, A2406, A2410, A2706, A2806, A2906, A3006, A3106, A3206, A3306, A3406, A3506, A3606, A3706, A3806, A3906, A4006, A4106, A4206, A4306

Disclaimer: 1. All dimensions are in metric, measured to wall finishes. 2. All materials, dimensions & drawings are approximate. 3. Information is subject to change without notice, at developer's absolute discretion. 4. Actual area may vary from the stated area. 5. Drawing are not to scale. 6. All images used are for illustrative purpose only and do not represent the actual size, features, specifications, fittings and furnishings. 7. The developer reserves the right to make revisions/ alterations, at its absolute discretion, without any liability whatsoever.

1 BEDROOM APARTMENT

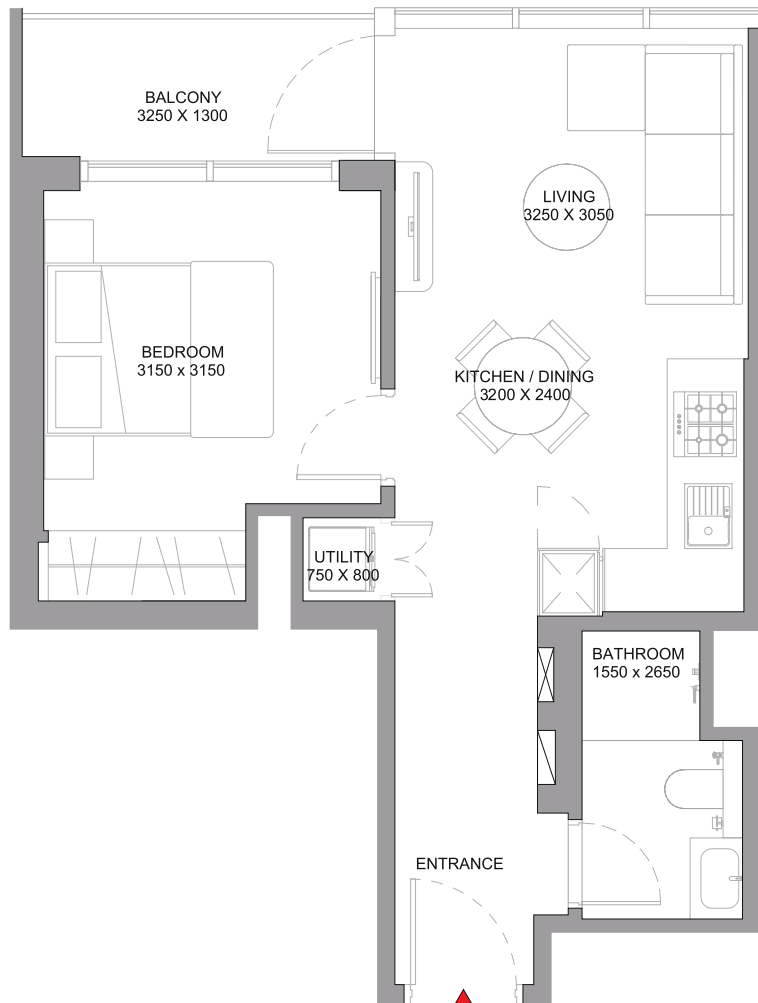
TYPE A (with balcony)

TOTAL SALEABLE AREA

SUITE RANGE = 488.36 SQ.FT. - 492.02 SQ.FT.

BALCONY = 54.36 SQ.FT.

TOTAL RANGE = 542.72 SQ.FT. - 546.38 SQ.FT.



List of unit numbers with this unit plan:

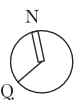
VIEWS

Community View

A506, A510, A606, A610, A706, A710, A806, A810, A906, A910

City View

A1006, A1010, A1106, A1110, A1206, A1210, A1306, A1310, A1406, A1410, A1506, A1510, A1606, A1610, A1706, A1710, A1806, A1810, A1906, A1910, A2006, A2010, A2106, A2110, A2206, A2210, A2306, A2310, A2406, A2410, A2706, A2806, A2906, A3006, A3106, A3206, A3306, A3406, A3506, A3606, A3706, A3806, A3906, A4006, A4106, A4206, A4306



1 BEDROOM APARTMENT

TYPE A - VARIANT 1 (with balcony)

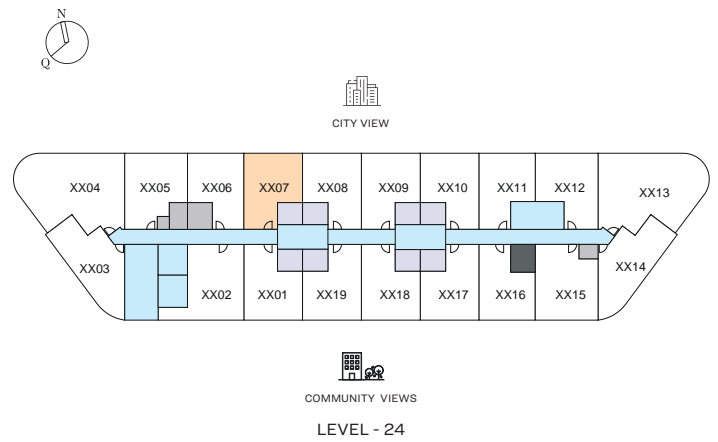
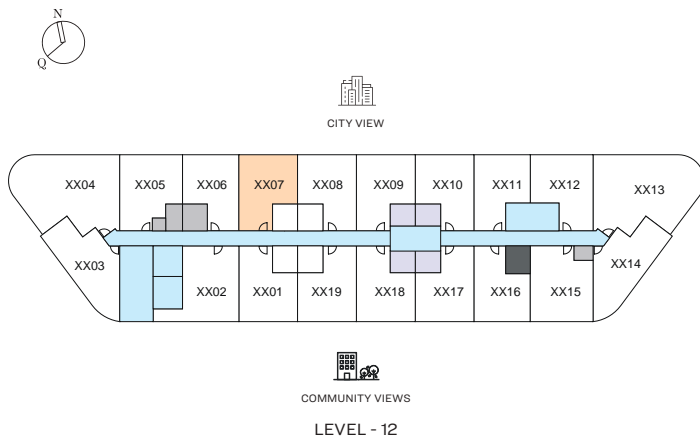
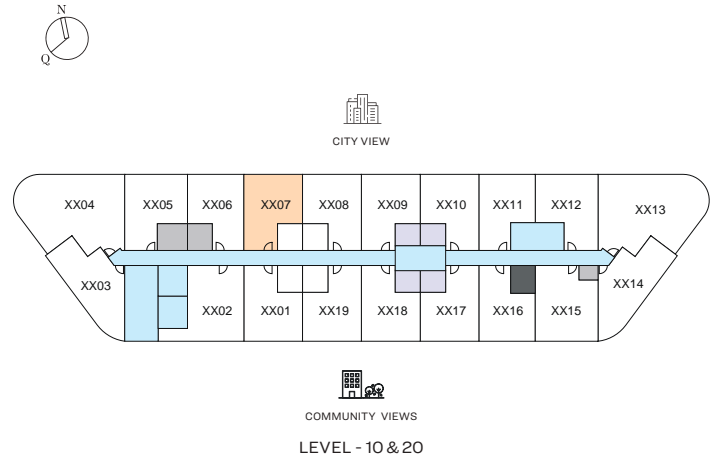
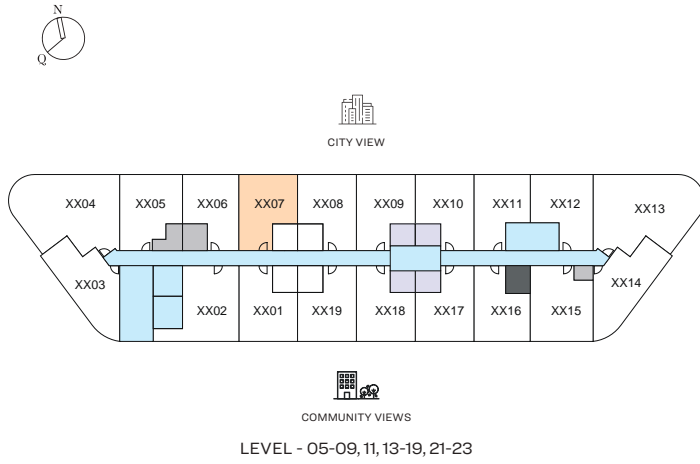
TOTAL SALEABLE AREA

SUITE = 492.02 SQ.FT.

BALCONY = 54.36 SQ.FT.

TOTAL = 546.38 SQ.FT.

 UNIT



List of unit numbers with this unit plan:

VIEWS

Community View

A507, A607, A707, A807, A907

City View

A1007, A1107, A1207, A1307, A1407, A1507, A1607, A1707, A1807, A1907, A2007, A2107, A2207, A2307, A2407, A2707, A2807, A2907, A3007, A3107, A3207, A3307, A3407, A3507, A3607, A3707, A3807, A3907, A4007, A4107, A4207, A4307

Disclaimer: 1. All dimensions are in metric, measured to wall finishes. 2. All materials, dimensions & drawings are approximate. 3. Information is subject to change without notice, at developer's absolute discretion. 4. Actual area may vary from the stated area. 5. Drawing are not to scale. 6. All images used are for illustrative purpose only and do not represent the actual size, features, specifications, fittings and furnishings. 7. The developer reserves the right to make revisions/ alterations, at its absolute discretion, without any liability whatsoever.

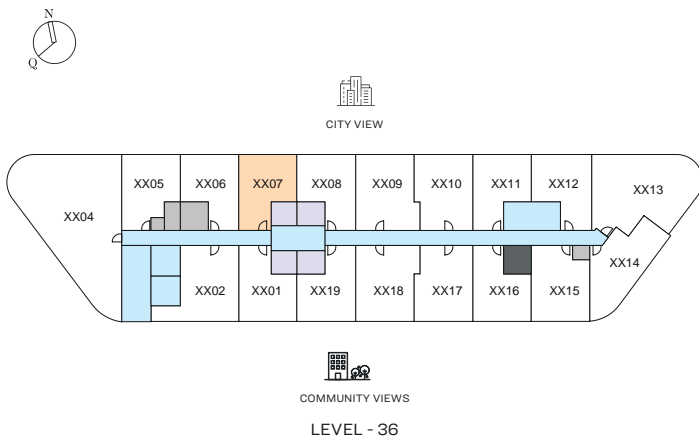
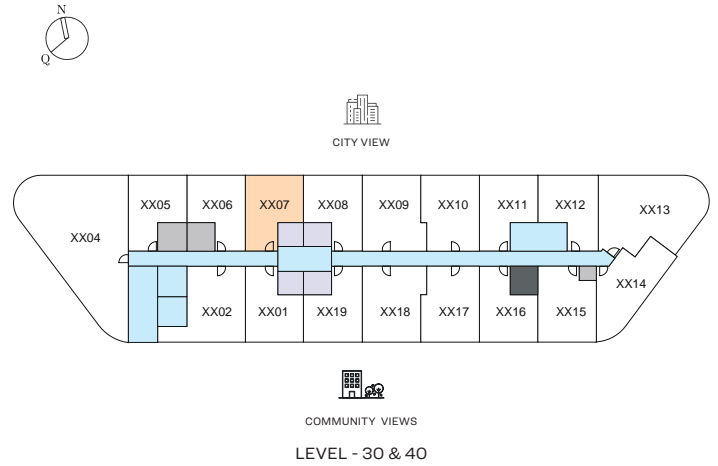
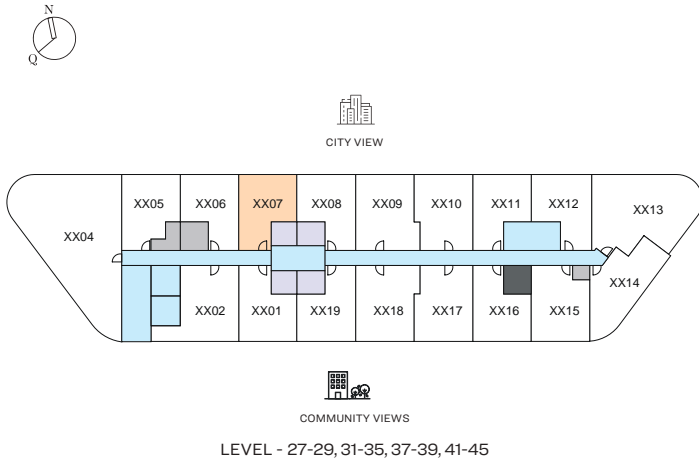
1 BEDROOM APARTMENT

TYPE A - VARIANT 1 (with balcony)

TOTAL SALEABLE AREA

SUITE = 492.02 SQ.FT.
BALCONY = 54.36 SQ.FT.
TOTAL = 546.38 SQ.FT.

 UNIT



List of unit numbers with this unit plan:

VIEWS

Community View

A507, A607, A707, A807, A907

City View

A1007, A1107, A1207, A1307, A1407, A1507, A1607, A1707, A1807, A1907, A2007, A2107, A2207, A2307, A2407, A2707, A2807, A2907, A3007, A3107, A3207, A3307, A3407, A3507, A3607, A3707, A3807, A3907, A4007, A4107, A4207, A4307

1 BEDROOM APARTMENT

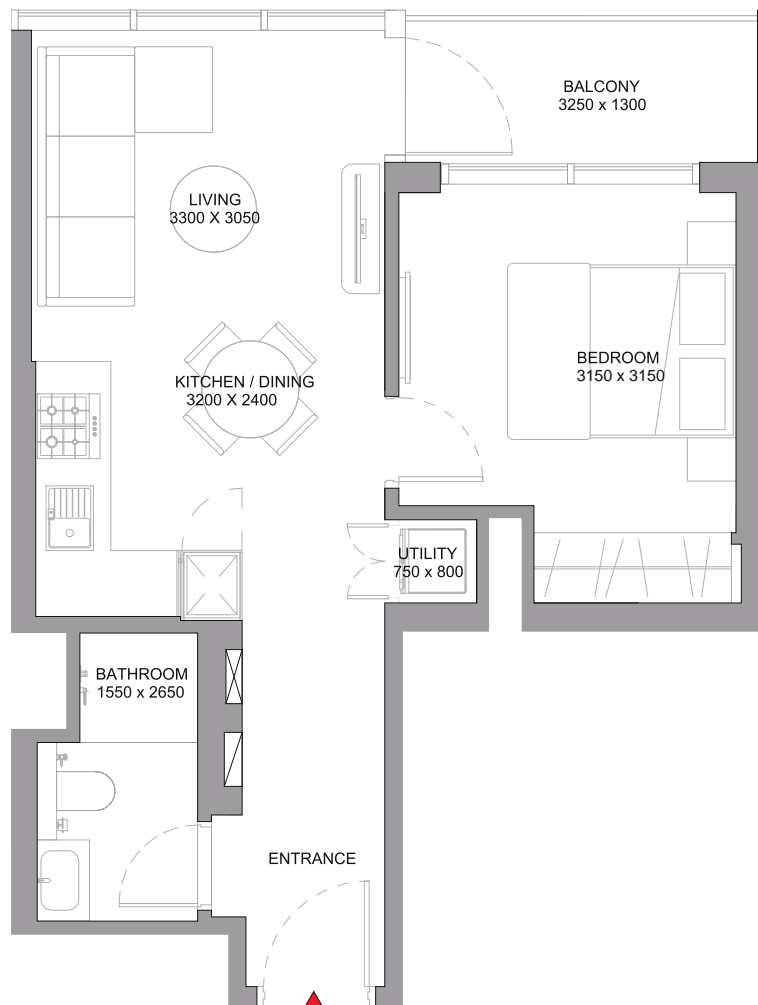
TYPE A - VARIANT 1 (with balcony)

TOTAL SALEABLE AREA

SUITE = 492.02 SQ.FT.

BALCONY = 54.36 SQ.FT.

TOTAL = 546.38 SQ.FT.



List of unit numbers with this unit plan:

VIEWS

Community View

A507, A607, A707, A807, A907

City View

A1007, A1107, A1207, A1307, A1407, A1507, A1607, A1707, A1807, A1907, A2007, A2107, A2207, A2307, A2407, A2707, A2807, A2907, A3007, A3107, A3207, A3307, A3407, A3507, A3607, A3707, A3807, A3907, A4007, A4107, A4207, A4307



Disclaimer: 1. All dimensions are in metric, measured to wall finishes. 2. All materials, dimensions & drawings are approximate. 3. Information is subject to change without notice, at developer's absolute discretion. 4. Actual area may vary from the stated area. 5. Drawing are not to scale. 6. All images used are for illustrative purpose only and do not represent the actual size, features, specifications, fittings and furnishings. 7. The developer reserves the right to make revisions/ alterations, at its absolute discretion, without any liability whatsoever.

1 BEDROOM APARTMENT

TYPE A - VARIANT 2 (with balcony)

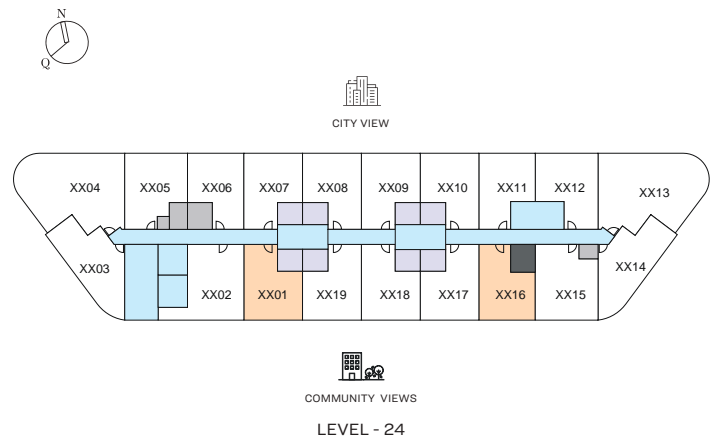
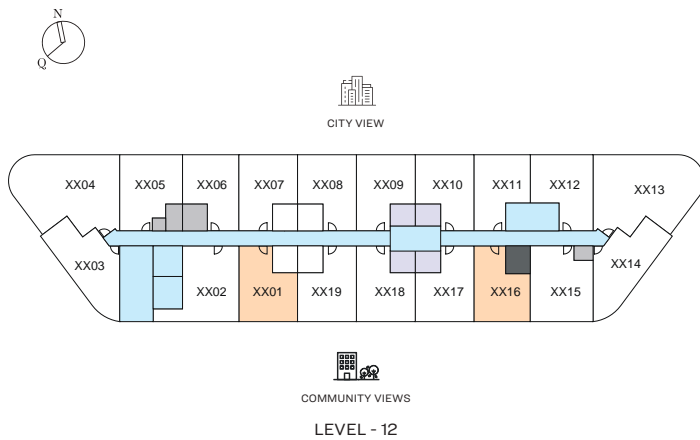
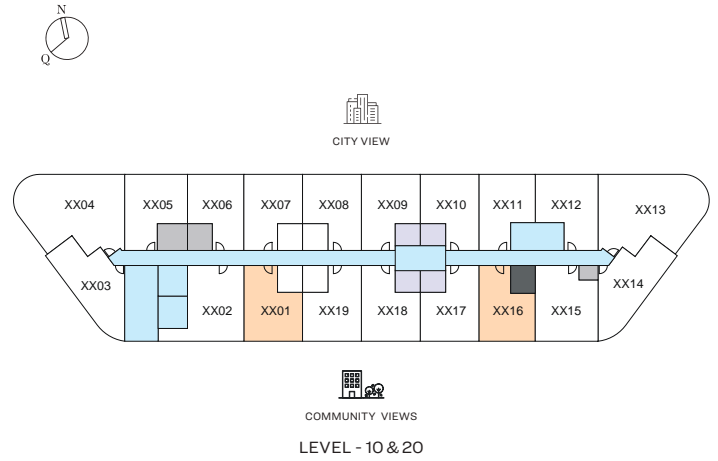
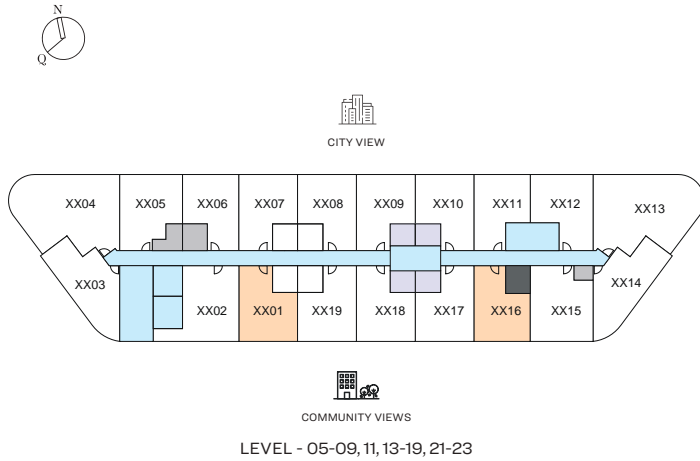
TOTAL SALEABLE AREA

SUITE RANGE = 492.02 SQ.FT. - 495.14 SQ.FT.

BALCONY = 54.36 SQ.FT.

TOTAL RANGE = 546.38 SQ.FT. - 549.50 SQ.FT.

UNIT



List of unit numbers with this unit plan:

VIEWS

Community View

A501, A516, A601, A616, A701, A716, A801, A816, A901, A916, A1001, A1016, A1101, A1116, A1201, A1216, A1301, A1316, A1401, A1416, A1501, A1516, A1601, A1616, A1701, A1716, A1801, A1816, A1901, A1916, A2001, A2016, A2101, A2116, A2201, A2216, A2301, A2316, A2401, A2416, A2701, A2716, A2801, A2816, A2901, A2916, A3001, A3016, A3101, A3116, A3201, A3216, A3301, A3316, A3401, A3416, A3501, A3516, A3601, A3616, A3701, A3716, A3801, A3816, A3901, A3916, A4001, A4016, A4101, A4116, A4201, A4216, A4301, A4316

Disclaimer: 1. All dimensions are in metric, measured to wall finishes. 2. All materials, dimensions & drawings are approximate. 3. Information is subject to change without notice, at developer's absolute discretion. 4. Actual area may vary from the stated area. 5. Drawing are not to scale. 6. All images used are for illustrative purpose only and do not represent the actual size, features, specifications, fittings and furnishings. 7. The developer reserves the right to make revisions/ alterations, at its absolute discretion, without any liability whatsoever.

1 BEDROOM APARTMENT

TYPE A - VARIANT 2 (with balcony)

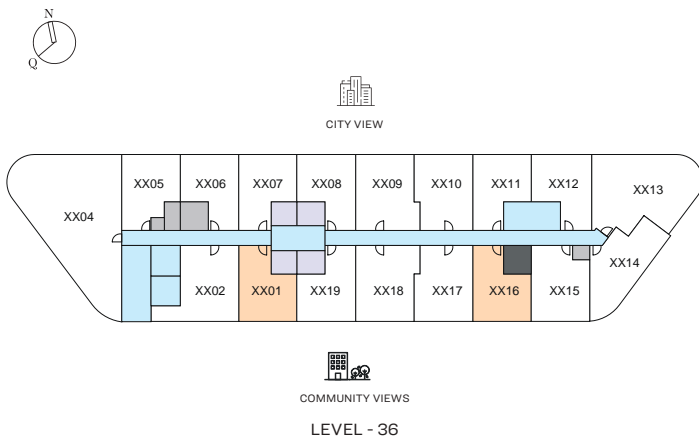
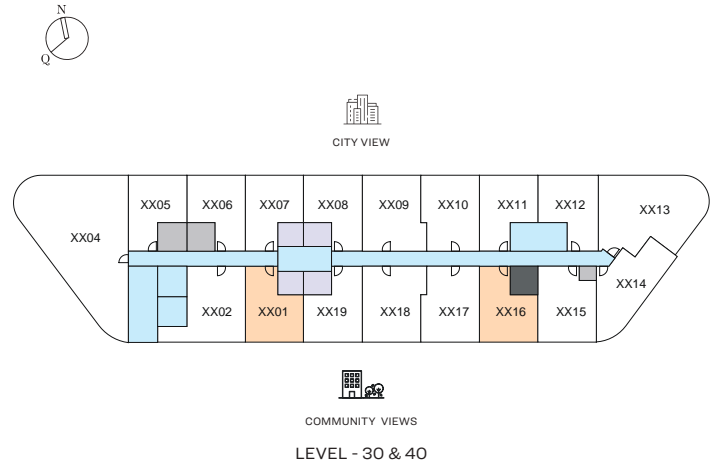
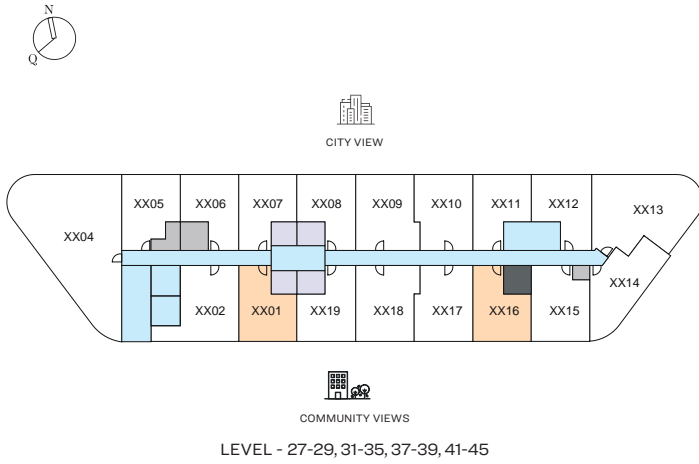
TOTAL SALEABLE AREA

SUITE RANGE = 492.02 SQ.FT. - 495.14 SQ.FT.

BALCONY = 54.36 SQ.FT.

TOTAL RANGE = 546.38 SQ.FT. - 549.50 SQ.FT.

UNIT



List of unit numbers with this unit plan:

VIEWS

Community View

A501, A516, A601, A616, A701, A716, A801, A816, A901, A916, A1001, A1016, A1101, A1116, A1201, A1216, A1301, A1316, A1401, A1416, A1501, A1516, A1601, A1616, A1701, A1716, A1801, A1816, A1901, A1916, A2001, A2016, A2101, A2116, A2201, A2216, A2301, A2316, A2401, A2416, A2701, A2716, A2801, A2816, A2901, A2916, A3001, A3016, A3101, A3116, A3201, A3216, A3301, A3316, A3401, A3416, A3501, A3516, A3601, A3616, A3701, A3716, A3801, A3816, A3901, A3916, A4001, A4016, A4101, A4116, A4201, A4216, A4301, A4316

Disclaimer: 1. All dimensions are in metric, measured to wall finishes. 2. All materials, dimensions & drawings are approximate. 3. Information is subject to change without notice, at developer's absolute discretion. 4. Actual area may vary from the stated area. 5. Drawing are not to scale. 6. All images used are for illustrative purpose only and do not represent the actual size, features, specifications, fittings and furnishings. 7. The developer reserves the right to make revisions/ alterations, at its absolute discretion, without any liability whatsoever.

1 BEDROOM APARTMENT

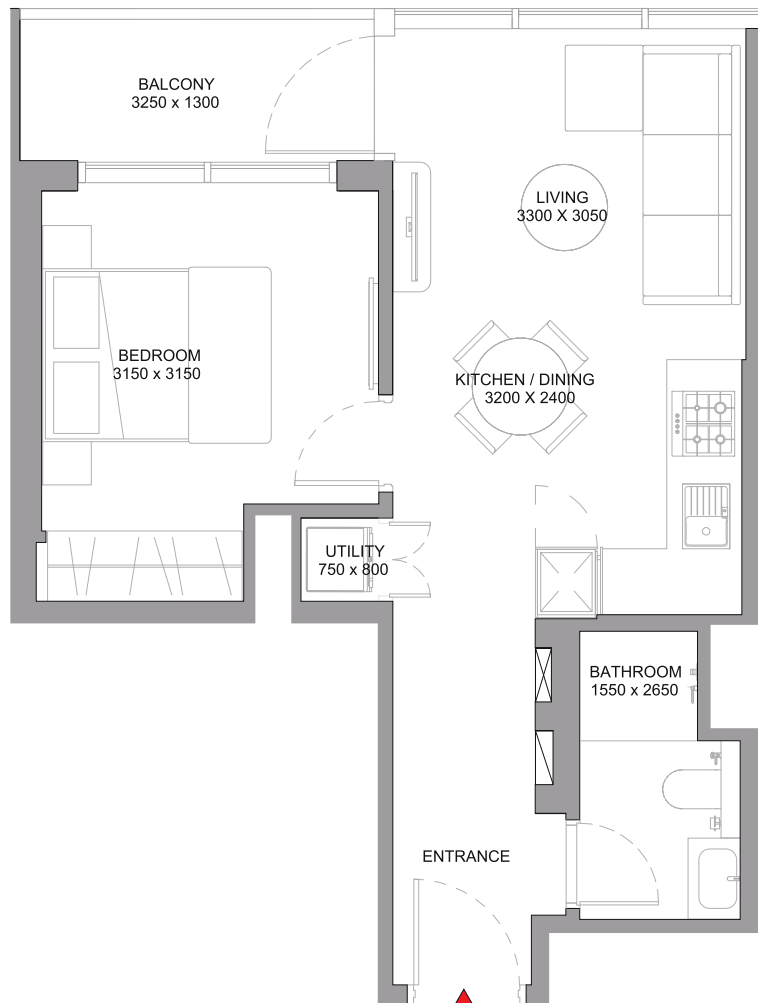
TYPE A - VARIANT 2 (with balcony)

TOTAL SALEABLE AREA

SUITE RANGE = 492.02 SQ.FT. - 495.14 SQ.FT.

BALCONY = 54.36 SQ.FT.

TOTAL RANGE = 546.38 SQ.FT. - 549.50 SQ.FT.



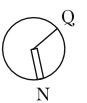
List of unit numbers with this unit plan:

VIEWS

Community View

A501, A516, A601, A616, A701, A716, A801, A816, A901, A916, A1001, A1016, A1101, A1116, A1201, A1216, A1301, A1316, A1401, A1416, A1501, A1516, A1601, A1616, A1701, A1716, A1801, A1816, A1901, A1916, A2001, A2016, A2101, A2116, A2201, A2216, A2301, A2316, A2401, A2416, A2701, A2716, A2801, A2816, A2901, A2916, A3001, A3016, A3101, A3116, A3201, A3216, A3301, A3316, A3401, A3416, A3501, A3516, A3601, A3616, A3701, A3716, A3801, A3816, A3901, A3916, A4001, A4016, A4101, A4116, A4201, A4216, A4301, A4316

Disclaimer: 1. All dimensions are in metric, measured to wall finishes. 2. All materials, dimensions & drawings are approximate. 3. Information is subject to change without notice, at developer's absolute discretion. 4. Actual area may vary from the stated area. 5. Drawing are not to scale. 6. All images used are for illustrative purpose only and do not represent the actual size, features, specifications, fittings and furnishings. 7. The developer reserves the right to make revisions/ alterations, at its absolute discretion, without any liability whatsoever.



1 BEDROOM APARTMENT

TYPE A - VARIANT 3 (with balcony)

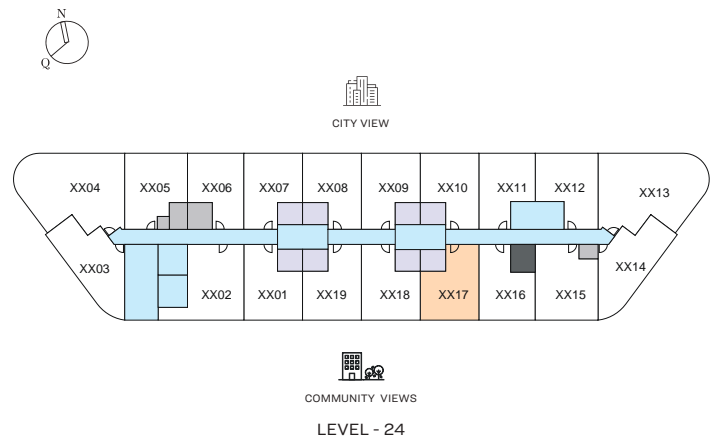
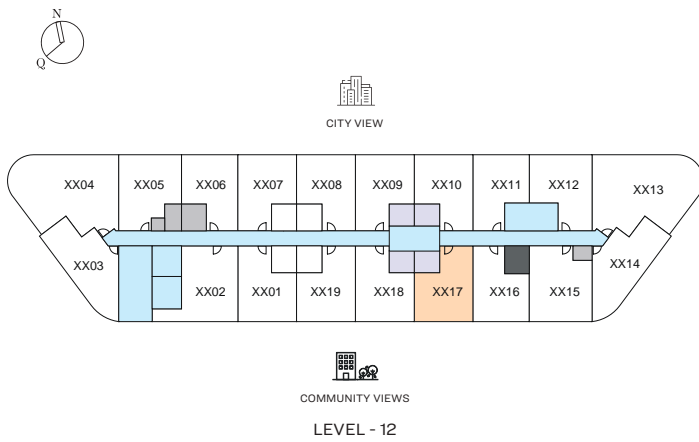
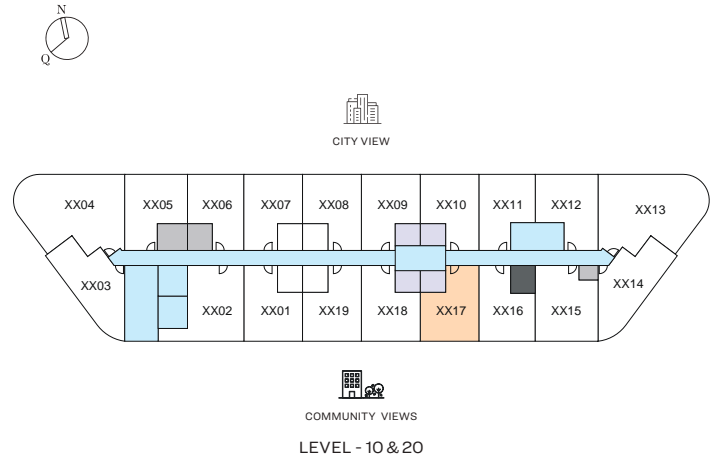
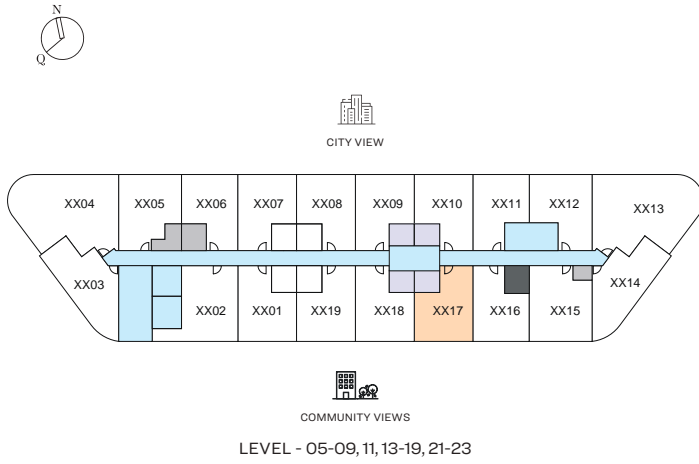
TOTAL SALEABLE AREA

SUITE = 491.91 SQ.FT.

BALCONY = 54.36 SQ.FT.

TOTAL = 546.27 SQ.FT.

 UNIT



List of unit numbers with this unit plan:

VIEWS

Community View

A517, A617, A717, A817, A917, A1017, A1117, A1217, A1317, A1417, A1517, A1617, A1717, A1817, A1917, A2017, A2117, A2217, A2317, A2417

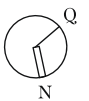
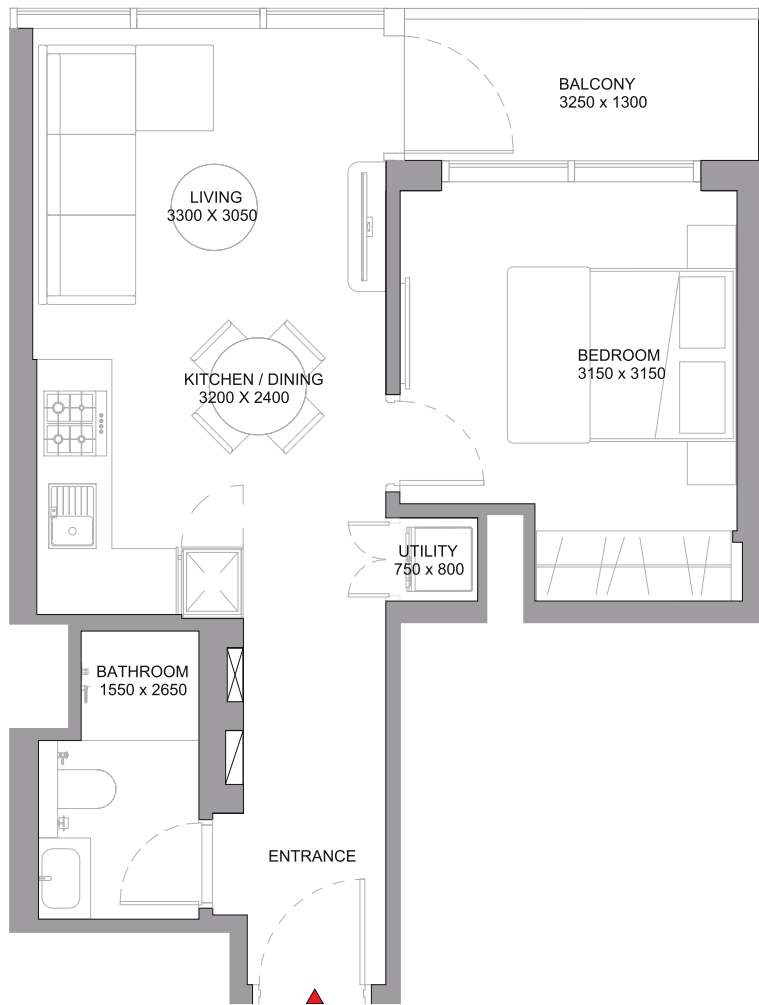
Disclaimer: 1. All dimensions are in metric, measured to wall finishes. 2. All materials, dimensions & drawings are approximate. 3. Information is subject to change without notice, at developer's absolute discretion. 4. Actual area may vary from the stated area. 5. Drawing are not to scale. 6. All images used are for illustrative purpose only and do not represent the actual size, features, specifications, fittings and furnishings. 7. The developer reserves the right to make revisions/ alterations, at its absolute discretion, without any liability whatsoever.

1 BEDROOM APARTMENT

TYPE A - VARIANT 3 (with balcony)

TOTAL SALEABLE AREA

SUITE = 491.91 SQ.FT.
BALCONY = 54.36 SQ.FT.
TOTAL = 546.27 SQ.FT.



List of unit numbers with this unit plan:

VIEWS

Community View

A517, A617, A717, A817, A917, A1017, A1117, A1217, A1317, A1417, A1517, A1617, A1717, A1817, A1917, A2017, A2117, A2217, A2317, A2417

Disclaimer: 1. All dimensions are in metric, measured to wall finishes. 2. All materials, dimensions & drawings are approximate. 3. Information is subject to change without notice, at developer's absolute discretion. 4. Actual area may vary from the stated area. 5. Drawing are not to scale. 6. All images used are for illustrative purpose only and do not represent the actual size, features, specifications, fittings and furnishings. 7. The developer reserves the right to make revisions/ alterations, at its absolute discretion, without any liability whatsoever.

1 BEDROOM APARTMENT

TYPE A - VARIANT 4 (with balcony)

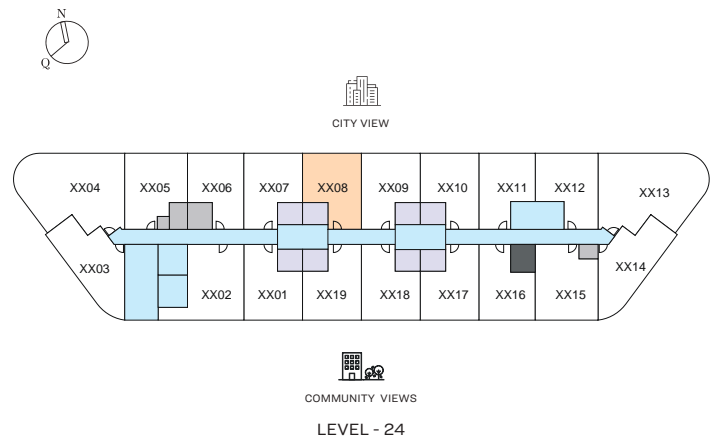
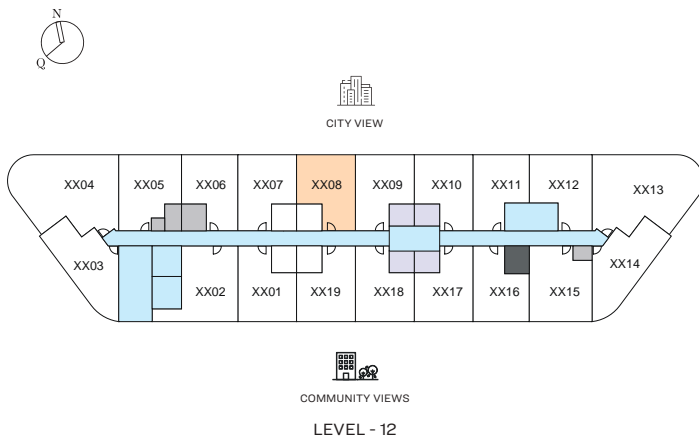
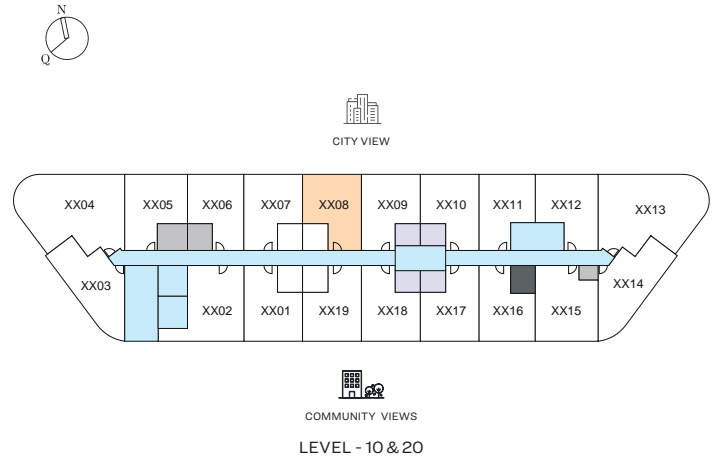
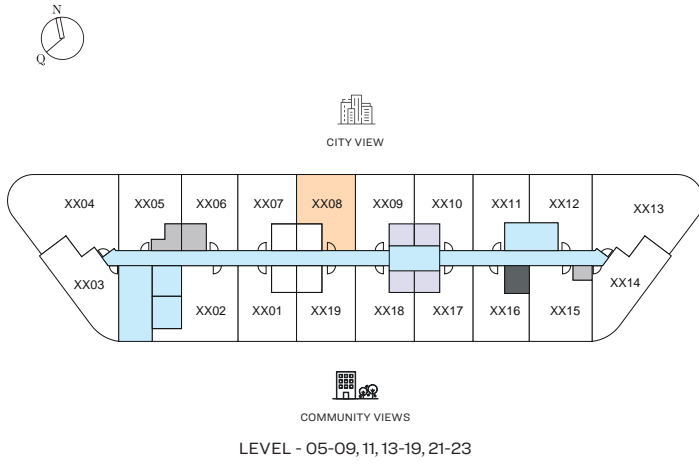
TOTAL SALEABLE AREA

SUITE = 491.48 SQ.FT.

BALCONY = 54.36 SQ.FT.

TOTAL = 545.84 SQ.FT.

 UNIT



List of unit numbers with this unit plan:

VIEWS

Community View

A508, A608, A708, A808, A908

City View

A1008, A1108, A1208, A1308, A1408, A1508, A1608, A1708, A1808, A1908, A2008, A2108, A2208, A2308, A2408, A2708, A2808, A2908, A3008, A3108, A3208, A3308, A3408, A3508, A3608, A3708, A3808, A3908, A4008, A4108, A4208, A4308

Disclaimer: 1. All dimensions are in metric, measured to wall finishes. 2. All materials, dimensions & drawings are approximate. 3. Information is subject to change without notice, at developer's absolute discretion. 4. Actual area may vary from the stated area. 5. Drawing are not to scale. 6. All images used are for illustrative purpose only and do not represent the actual size, features, specifications, fittings and furnishings. 7. The developer reserves the right to make revisions/ alterations, at its absolute discretion, without any liability whatsoever.

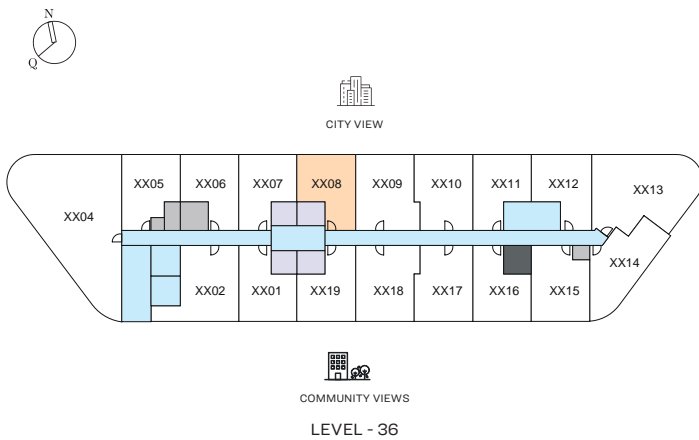
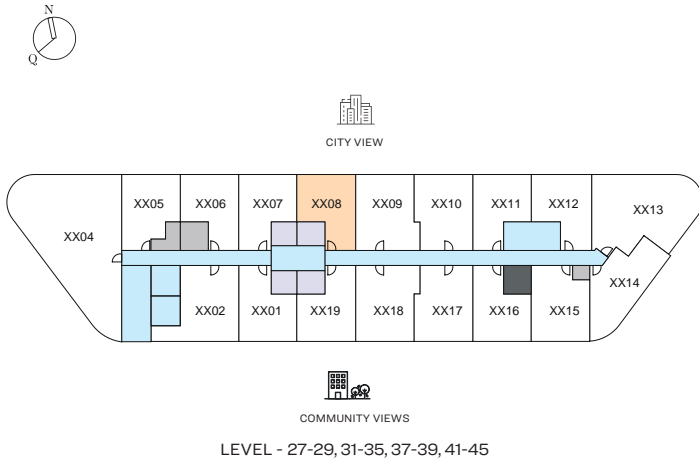
1 BEDROOM APARTMENT

TYPE A - VARIANT 4 (with balcony)

TOTAL SALEABLE AREA

SUITE = 491.48 SQ.FT.
BALCONY = 54.36 SQ.FT.
TOTAL = 545.84 SQ.FT.

 UNIT



List of unit numbers with this unit plan:

VIEWS

Community View

A508, A608, A708, A808, A908

City View

A1008, A1108, A1208, A1308, A1408, A1508, A1608, A1708, A1808, A1908, A2008, A2108, A2208, A2308, A2408, A2708, A2808, A2908, A3008, A3108, A3208, A3308, A3408, A3508, A3608, A3708, A3808, A3908, A4008, A4108, A4208, A4308

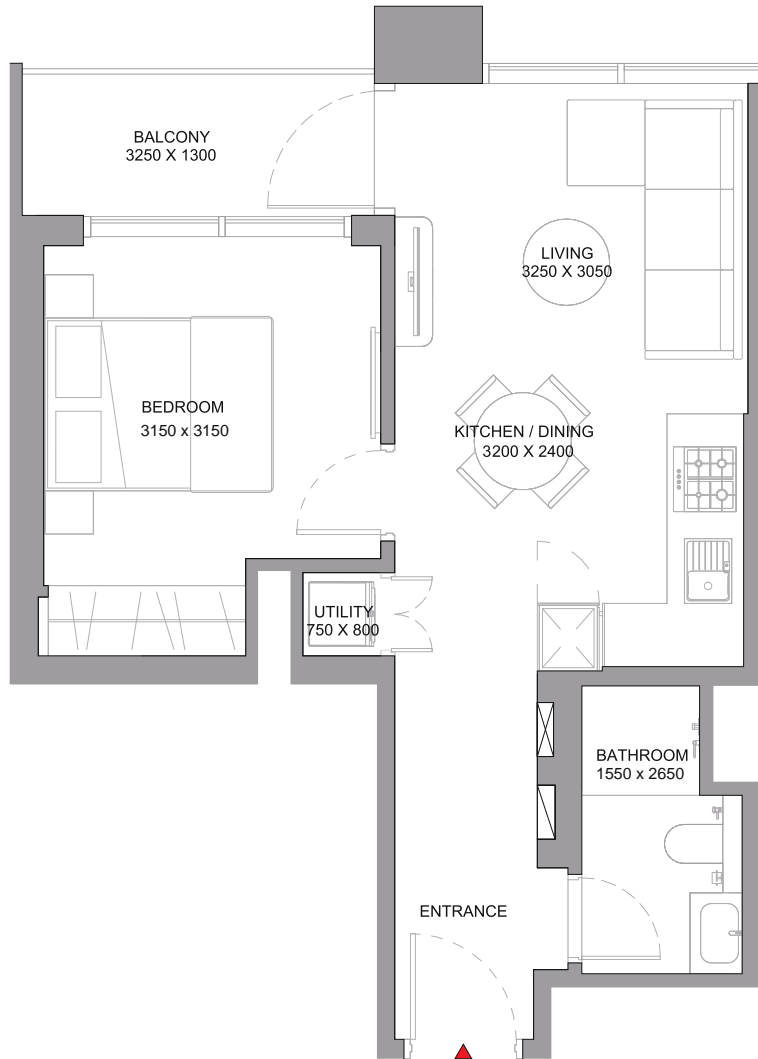
Disclaimer: 1. All dimensions are in metric, measured to wall finishes. 2. All materials, dimensions & drawings are approximate. 3. Information is subject to change without notice, at developer's absolute discretion. 4. Actual area may vary from the stated area. 5. Drawing are not to scale. 6. All images used are for illustrative purpose only and do not represent the actual size, features, specifications, fittings and furnishings. 7. The developer reserves the right to make revisions/ alterations, at its absolute discretion, without any liability whatsoever.

1 BEDROOM APARTMENT

TYPE A - VARIANT 4 (with balcony)

TOTAL SALEABLE AREA

SUITE = 491.48 SQ.FT.
BALCONY = 54.36 SQ.FT.
TOTAL = 545.84 SQ.FT.



List of unit numbers with this unit plan:

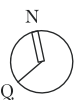
VIEWS

Community View

A508, A608, A708, A808, A908

City View

A1008, A1108, A1208, A1308, A1408, A1508, A1608, A1708, A1808, A1908, A2008, A2108, A2208, A2308, A2408, A2708, A2808, A2908, A3008, A3108, A3208, A3308, A3408, A3508, A3608, A3708, A3808, A3908, A4008, A4108, A4208, A4308



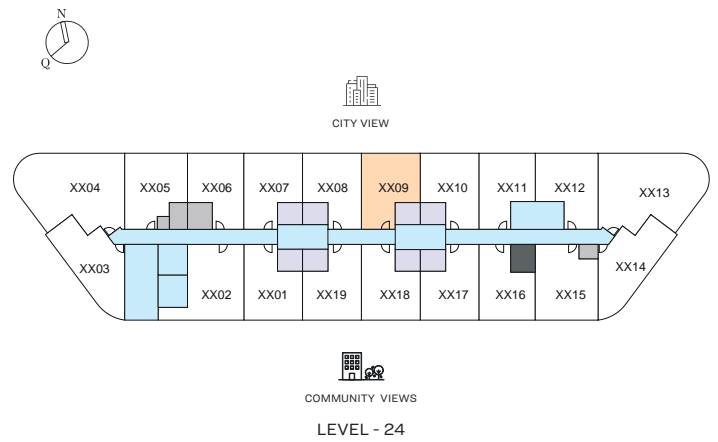
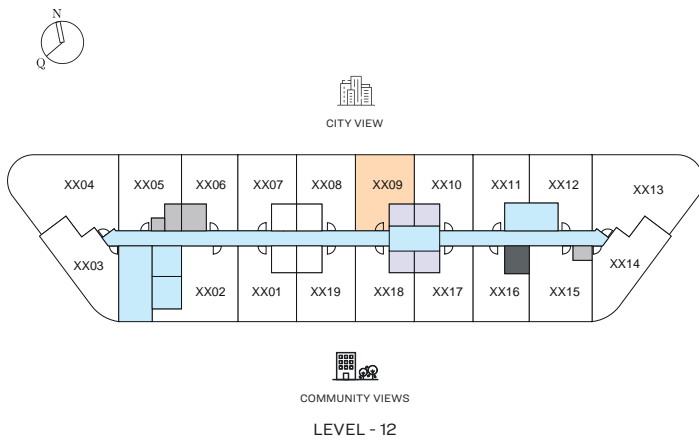
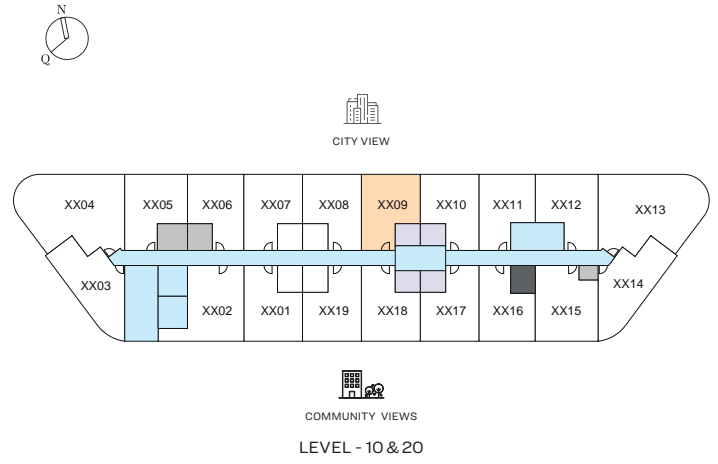
1 BEDROOM APARTMENT

TYPE A - VARIANT 5 (with balcony)

TOTAL SALEABLE AREA

SUITE = 491.48 SQ.FT.
BALCONY = 54.36 SQ.FT.
TOTAL = 545.84 SQ.FT.

 UNIT



List of unit numbers with this unit plan:

VIEWS

Community View

A509, A609, A709, A809, A909

City View

A1009, A1109, A1209, A1309, A1409, A1509, A1609, A1709, A1809, A1909, A2009, A2109, A2209, A2309, A2409

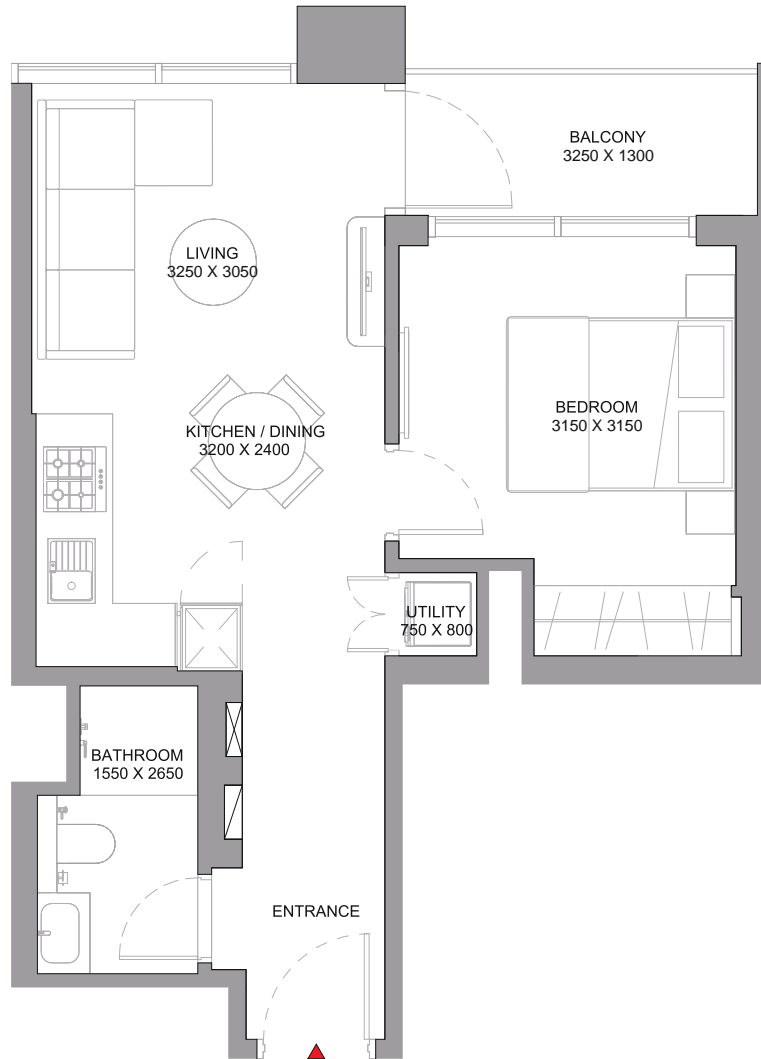
Disclaimer: 1. All dimensions are in metric, measured to wall finishes. 2. All materials, dimensions & drawings are approximate. 3. Information is subject to change without notice, at developer's absolute discretion. 4. Actual area may vary from the stated area. 5. Drawing are not to scale. 6. All images used are for illustrative purpose only and do not represent the actual size, features, specifications, fittings and furnishings. 7. The developer reserves the right to make revisions/ alterations, at its absolute discretion, without any liability whatsoever.

1 BEDROOM APARTMENT

TYPE A - VARIANT 5 (with balcony)

TOTAL SALEABLE AREA

SUITE = 491.48 SQ.FT.
BALCONY = 54.36 SQ.FT.
TOTAL = 545.84 SQ.FT.



List of unit numbers with this unit plan:

VIEWS

Community View

A509, A609, A709, A809, A909

City View

A1009, A1109, A1209, A1309, A1409, A1509, A1609, A1709, A1809, A1909, A2009, A2109, A2209, A2309, A2409

Disclaimer: 1. All dimensions are in metric, measured to wall finishes. 2. All materials, dimensions & drawings are approximate. 3. Information is subject to change without notice, at developer's absolute discretion. 4. Actual area may vary from the stated area. 5. Drawing are not to scale. 6. All images used are for illustrative purpose only and do not represent the actual size, features, specifications, fittings and furnishings. 7. The developer reserves the right to make revisions/ alterations, at its absolute discretion, without any liability whatsoever.



1 BEDROOM APARTMENT

TYPE A - VARIANT 6 (with balcony)

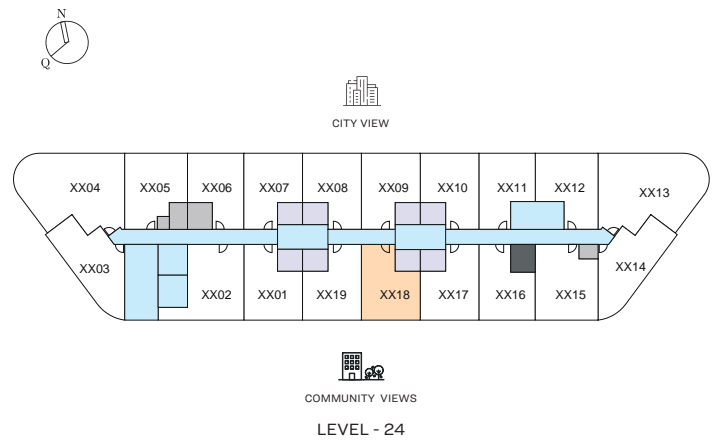
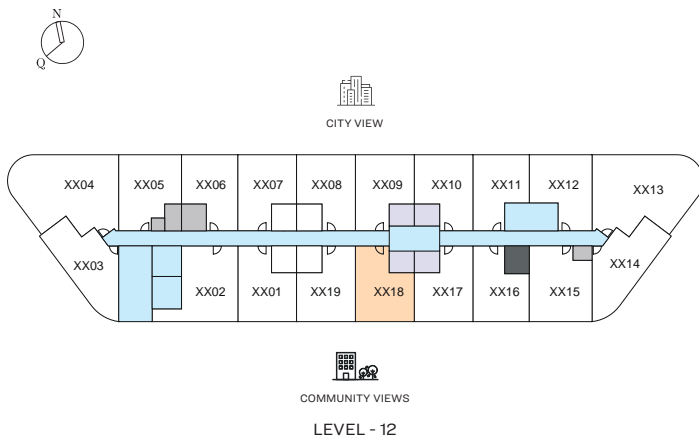
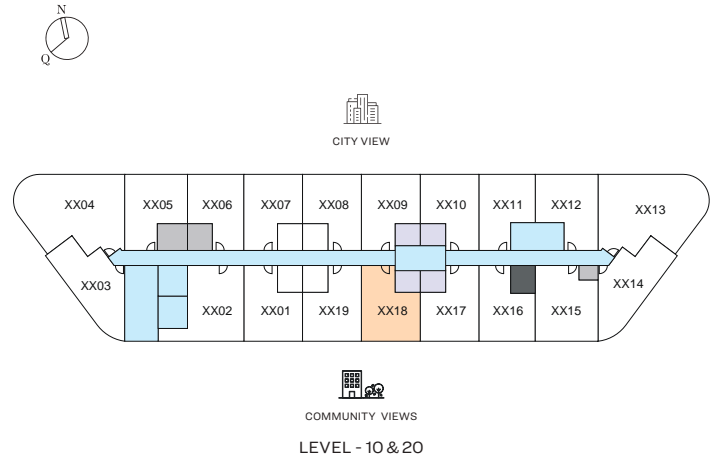
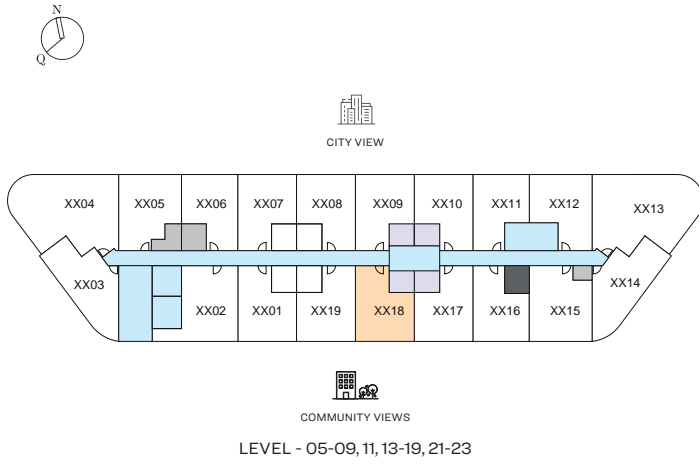
TOTAL SALEABLE AREA

SUITE = 491.48 SQ.FT.

BALCONY = 54.36 SQ.FT.

TOTAL = 545.84 SQ.FT.

 UNIT



List of unit numbers with this unit plan:

VIEWS

Community View

A518, A618, A718, A818, A918, A1018, A1118, A1218, A1318, A1418, A1518, A1618, A1718, A1818, A1918, A2018, A2118, A2218, A2318, A2418

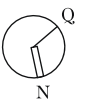
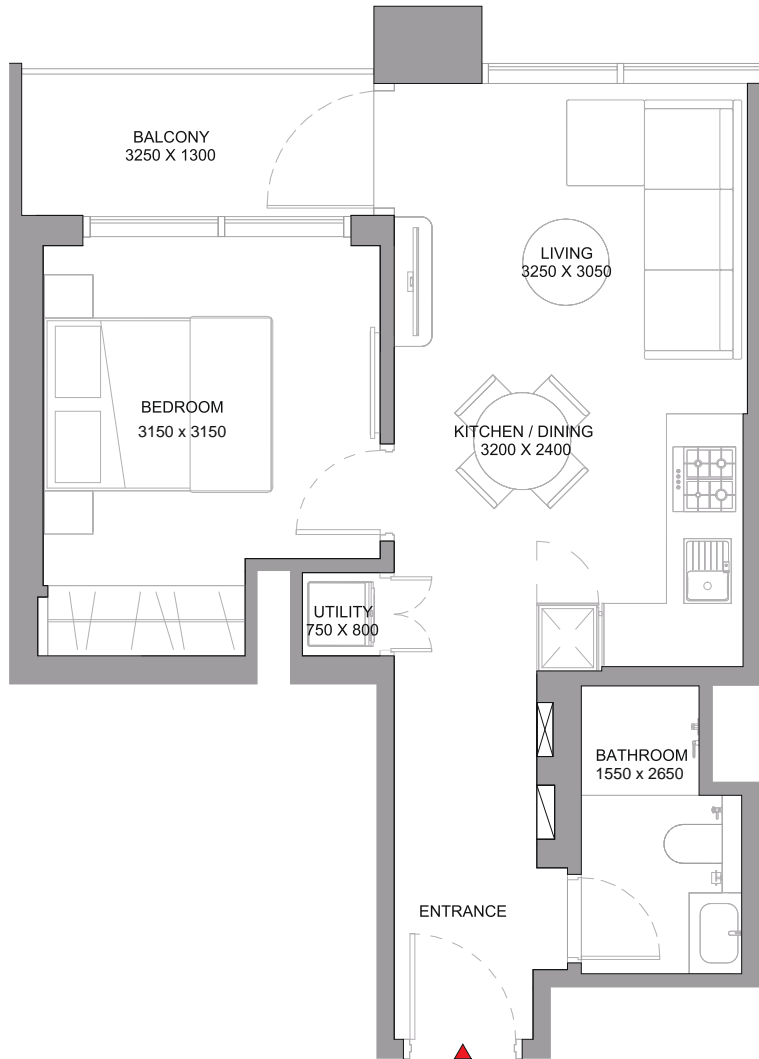
Disclaimer: 1. All dimensions are in metric, measured to wall finishes. 2. All materials, dimensions & drawings are approximate. 3. Information is subject to change without notice, at developer's absolute discretion. 4. Actual area may vary from the stated area. 5. Drawing are not to scale. 6. All images used are for illustrative purpose only and do not represent the actual size, features, specifications, fittings and furnishings. 7. The developer reserves the right to make revisions/ alterations, at its absolute discretion, without any liability whatsoever.

1 BEDROOM APARTMENT

TYPE A - VARIANT 6 (with balcony)

TOTAL SALEABLE AREA

SUITE = 491.48 SQ.FT.
BALCONY = 54.36 SQ.FT.
TOTAL = 545.84 SQ.FT.



List of unit numbers with this unit plan:

VIEWS

Community View

A518, A618, A718, A818, A918, A1018, A1118, A1218, A1318, A1418, A1518, A1618, A1718, A1818, A1918, A2018, A2118, A2218, A2318, A2418

Disclaimer: 1. All dimensions are in metric, measured to wall finishes. 2. All materials, dimensions & drawings are approximate. 3. Information is subject to change without notice, at developer's absolute discretion. 4. Actual area may vary from the stated area. 5. Drawing are not to scale. 6. All images used are for illustrative purpose only and do not represent the actual size, features, specifications, fittings and furnishings. 7. The developer reserves the right to make revisions/ alterations, at its absolute discretion, without any liability whatsoever.

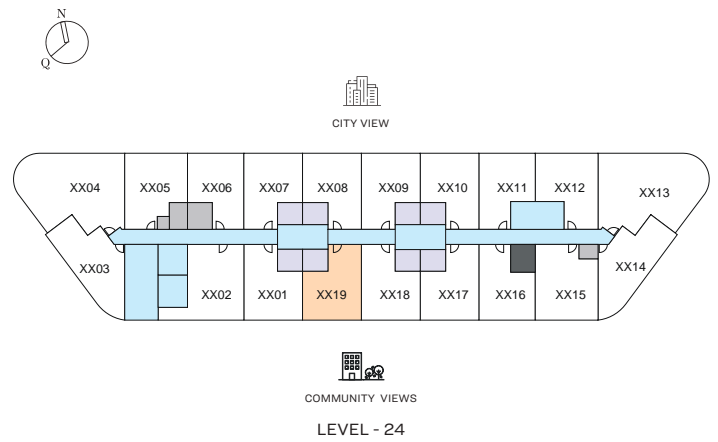
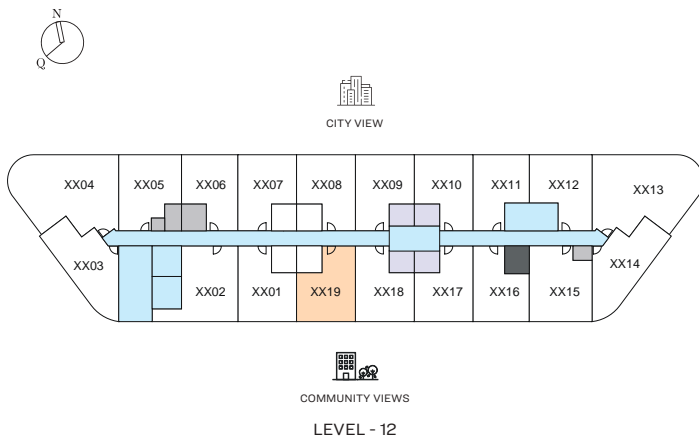
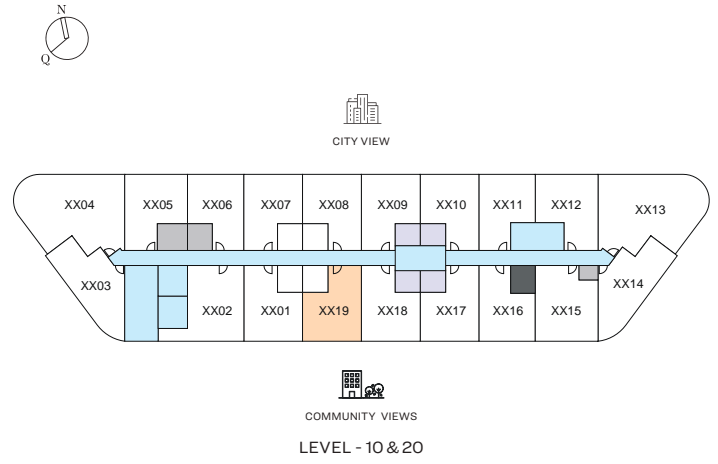
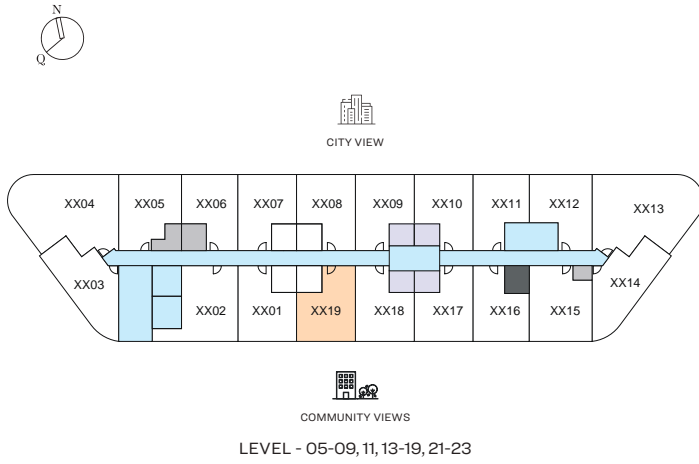
1 BEDROOM APARTMENT

TYPE A - VARIANT 7 (with balcony)

TOTAL SALEABLE AREA

SUITE = 491.48 SQ.FT.
BALCONY = 54.36 SQ.FT.
TOTAL = 545.84 SQ.FT.

 UNIT



List of unit numbers with this unit plan:

VIEWS

Community View

A519, A619, A719, A819, A919, A1019, A1119, A1219, A1319, A1419, A1519, A1619, A1719, A1819, A1919, A2019, A2119, A2219, A2319, A2419, A2719, A2819, A2919, A3019, A3119, A3219, A3319, A3419, A3519, A3619, A3719, A3819, A3919, A4019, A4119, A4219, A4319

Disclaimer: 1. All dimensions are in metric, measured to wall finishes. 2. All materials, dimensions & drawings are approximate. 3. Information is subject to change without notice, at developer's absolute discretion. 4. Actual area may vary from the stated area. 5. Drawing are not to scale. 6. All images used are for illustrative purpose only and do not represent the actual size, features, specifications, fittings and furnishings. 7. The developer reserves the right to make revisions/ alterations, at its absolute discretion, without any liability whatsoever.

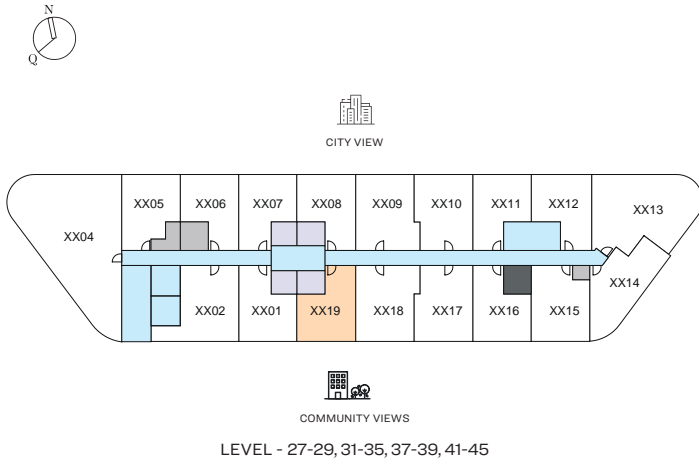
1 BEDROOM APARTMENT

TYPE A - VARIANT 7 (with balcony)

TOTAL SALEABLE AREA

SUITE = 491.48 SQ.FT.
BALCONY = 54.36 SQ.FT.
TOTAL = 545.84 SQ.FT.

 UNIT



List of unit numbers with this unit plan:

VIEWS

Community View

A519, A619, A719, A819, A919, A1019, A1119, A1219, A1319, A1419, A1519, A1619, A1719, A1819, A1919, A2019, A2119, A2219, A2319, A2419, A2719, A2819, A2919, A3019, A3119, A3219, A3319, A3419, A3519, A3619, A3719, A3819, A3919, A4019, A4119, A4219, A4319

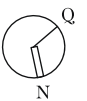
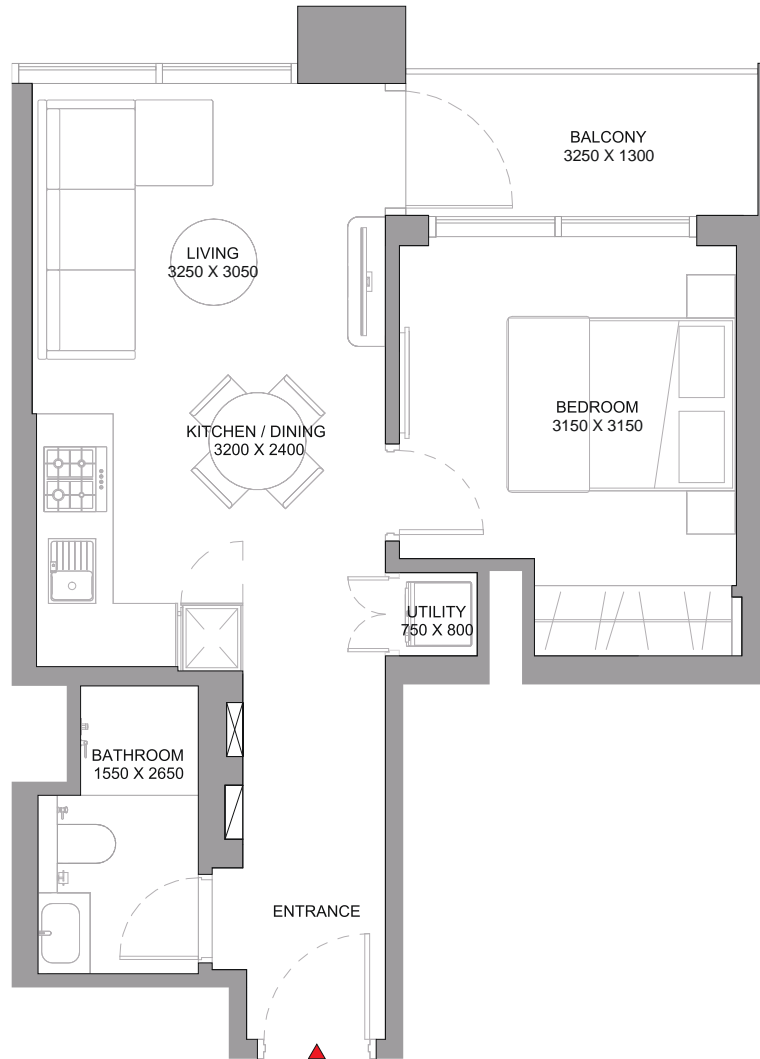
Disclaimer: 1. All dimensions are in metric, measured to wall finishes. 2. All materials, dimensions & drawings are approximate. 3. Information is subject to change without notice, at developer's absolute discretion. 4. Actual area may vary from the stated area. 5. Drawing are not to scale. 6. All images used are for illustrative purpose only and do not represent the actual size, features, specifications, fittings and furnishings. 7. The developer reserves the right to make revisions/ alterations, at its absolute discretion, without any liability whatsoever.

1 BEDROOM APARTMENT

TYPE A - VARIANT 7 (with balcony)

TOTAL SALEABLE AREA

SUITE = 491.48 SQ.FT.
BALCONY = 54.36 SQ.FT.
TOTAL = 545.84 SQ.FT.



List of unit numbers with this unit plan:

VIEWS

Community View

A519, A619, A719, A819, A919, A1019, A1119, A1219, A1319, A1419, A1519, A1619, A1719, A1819, A1919, A2019, A2119, A2219, A2319, A2419, A2719, A2819, A2919, A3019, A3119, A3219, A3319, A3419, A3519, A3619, A3719, A3819, A3919, A4019, A4119, A4219, A4319

Disclaimer: 1. All dimensions are in metric, measured to wall finishes. 2. All materials, dimensions & drawings are approximate. 3. Information is subject to change without notice, at developer's absolute discretion. 4. Actual area may vary from the stated area. 5. Drawing are not to scale. 6. All images used are for illustrative purpose only and do not represent the actual size, features, specifications, fittings and furnishings. 7. The developer reserves the right to make revisions/ alterations, at its absolute discretion, without any liability whatsoever.

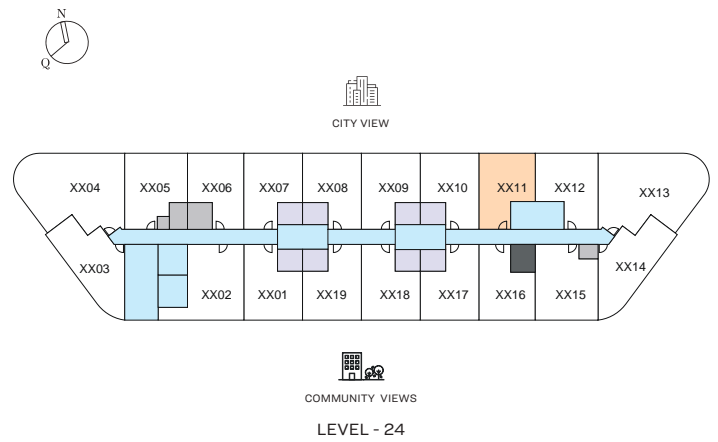
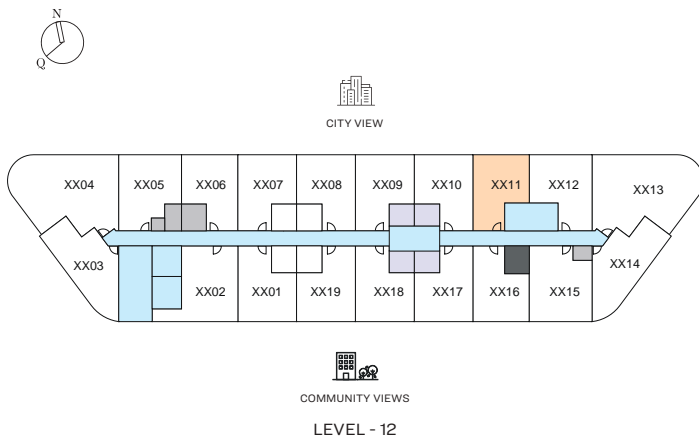
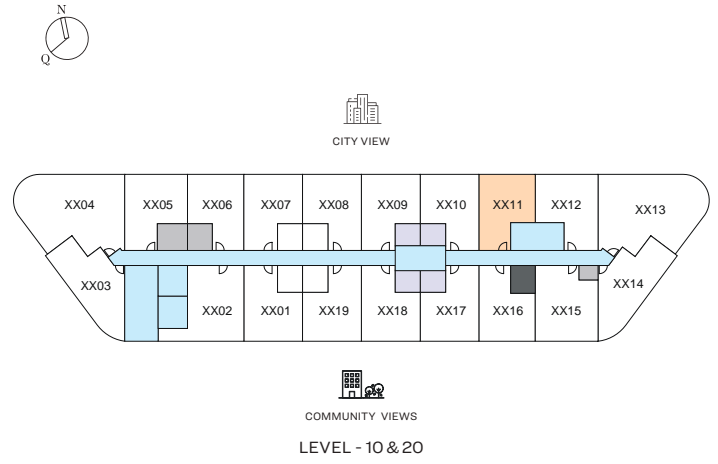
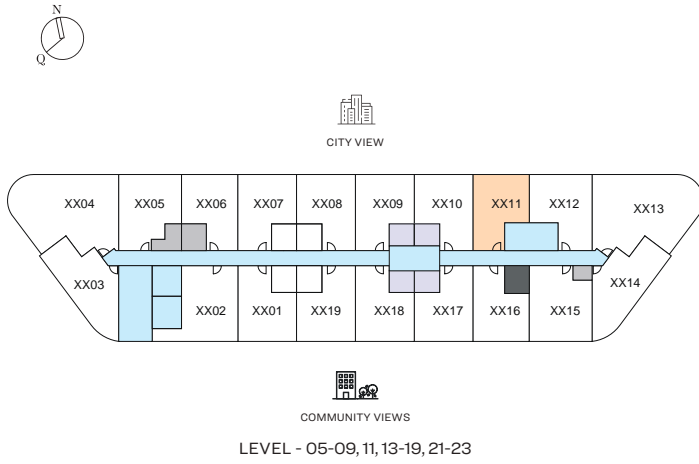
1 BEDROOM APARTMENT

TYPE B (with balcony)

TOTAL SALEABLE AREA

SUITE = 481.47 SQ.FT.
BALCONY = 54.36 SQ.FT.
TOTAL = 535.83 SQ.FT.

 UNIT



List of unit numbers with this unit plan:

VIEWS

Community View

A511, A611, A711, A811, A911

City View

A1011, A1111, A1211, A1311, A1411, A1511, A1611, A1711, A1811, A1911, A2011, A2111, A2211, A2311, A2411, A2711, A2811, A2911, A3011, A3111, A3211, A3311, A3411, A3511, A3611, A3711, A3811, A3911, A4011, A4111, A4211, A4311

Disclaimer: 1. All dimensions are in metric, measured to wall finishes. 2. All materials, dimensions & drawings are approximate. 3. Information is subject to change without notice, at developer's absolute discretion. 4. Actual area may vary from the stated area. 5. Drawing are not to scale. 6. All images used are for illustrative purpose only and do not represent the actual size, features, specifications, fittings and furnishings. 7. The developer reserves the right to make revisions/ alterations, at its absolute discretion, without any liability whatsoever.

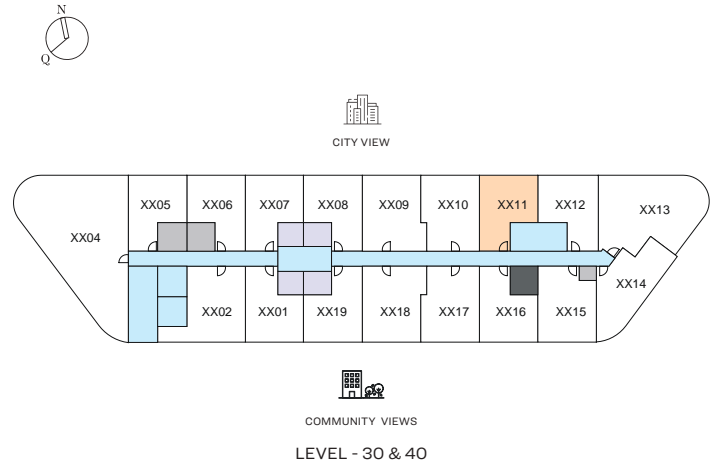
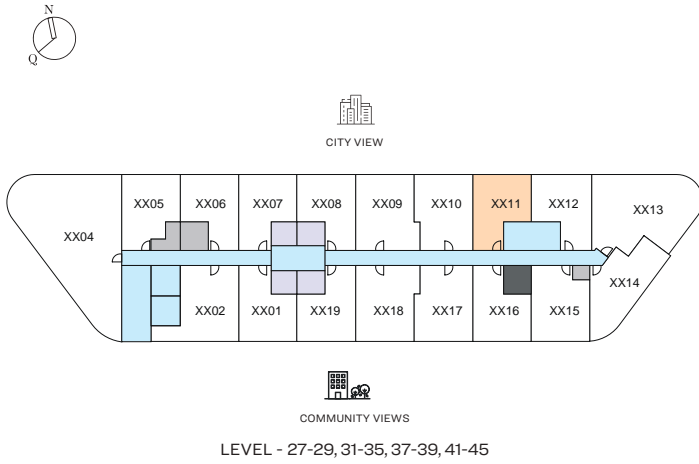
1 BEDROOM APARTMENT

TYPE B (with balcony)

TOTAL SALEABLE AREA

SUITE = 481.47 SQ.FT.
BALCONY = 54.36 SQ.FT.
TOTAL = 535.83 SQ.FT.

 UNIT



List of unit numbers with this unit plan:

VIEWS

Community View

A511, A611, A711, A811, A911

City View

A1011, A1111, A1211, A1311, A1411, A1511, A1611, A1711, A1811, A1911, A2011, A2111, A2211, A2311, A2411, A2711, A2811, A2911, A3011, A3111, A3211, A3311, A3411, A3511, A3611, A3711, A3811, A3911, A4011, A4111, A4211, A4311

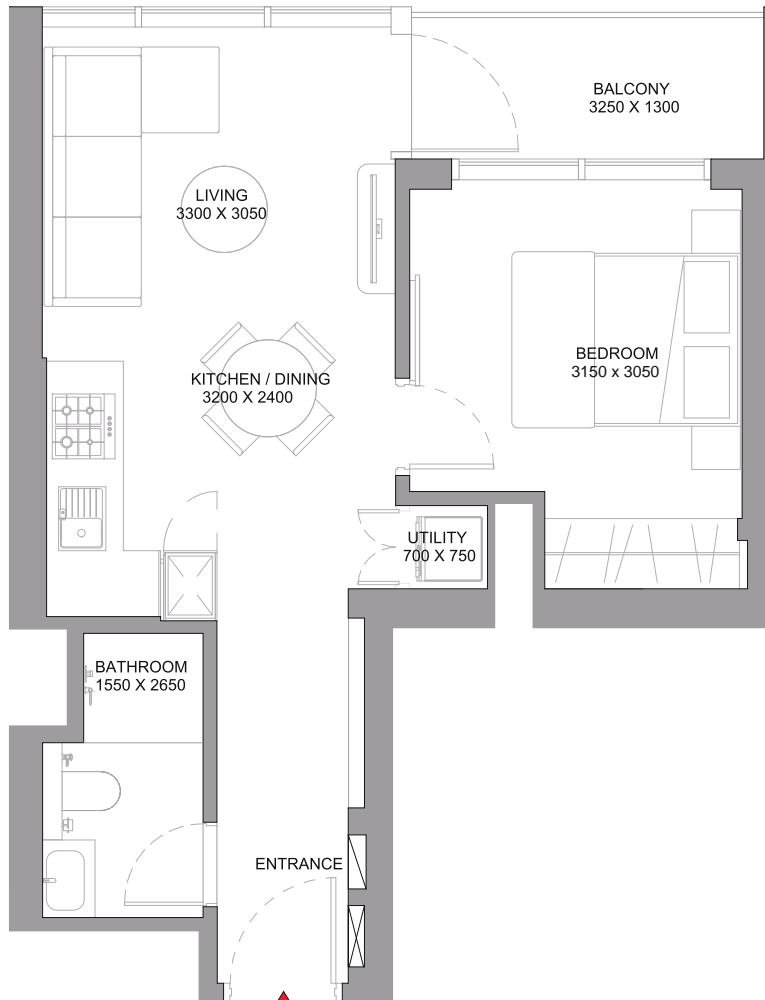
Disclaimer: 1. All dimensions are in metric, measured to wall finishes. 2. All materials, dimensions & drawings are approximate. 3. Information is subject to change without notice, at developer's absolute discretion. 4. Actual area may vary from the stated area. 5. Drawing are not to scale. 6. All images used are for illustrative purpose only and do not represent the actual size, features, specifications, fittings and furnishings. 7. The developer reserves the right to make revisions/ alterations, at its absolute discretion, without any liability whatsoever.

1 BEDROOM APARTMENT

TYPE B (with balcony)

TOTAL SALEABLE AREA

SUITE = 481.47 SQ.FT.
BALCONY = 54.36 SQ.FT.
TOTAL = 535.83 SQ.FT.



List of unit numbers with this unit plan:

VIEWS

Community View

A511, A611, A711, A811, A911

City View

A1011, A1111, A1211, A1311, A1411, A1511, A1611, A1711, A1811, A1911, A2011, A2111, A2211, A2311, A2411, A2711, A2811, A2911, A3011, A3111, A3211, A3311, A3411, A3511, A3611, A3711, A3811, A3911, A4011, A4111, A4211, A4311



1 BEDROOM APARTMENT

TYPE B - VARIANT 1 (with balcony)

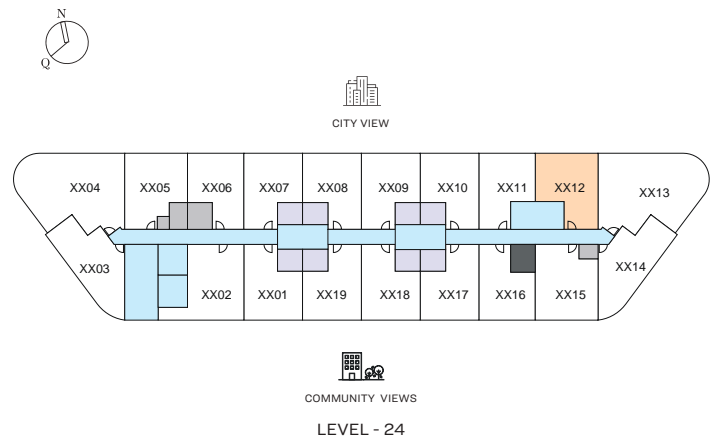
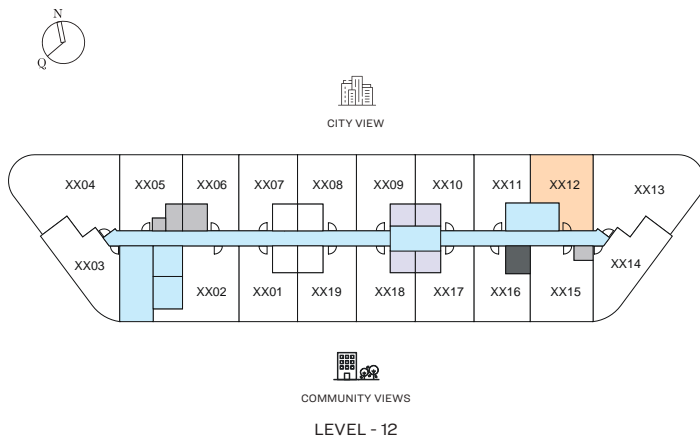
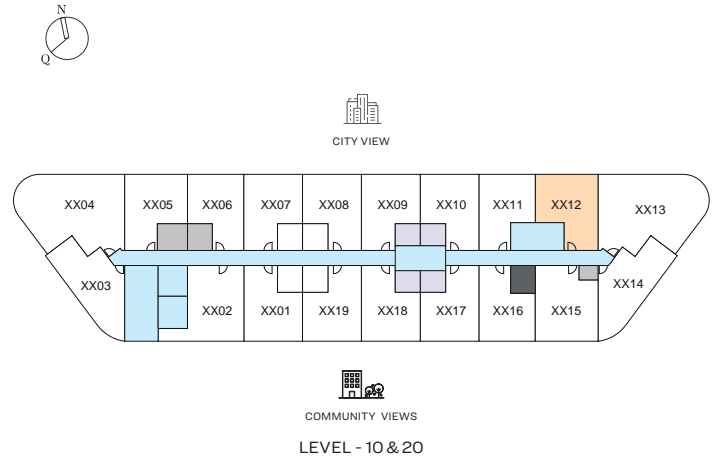
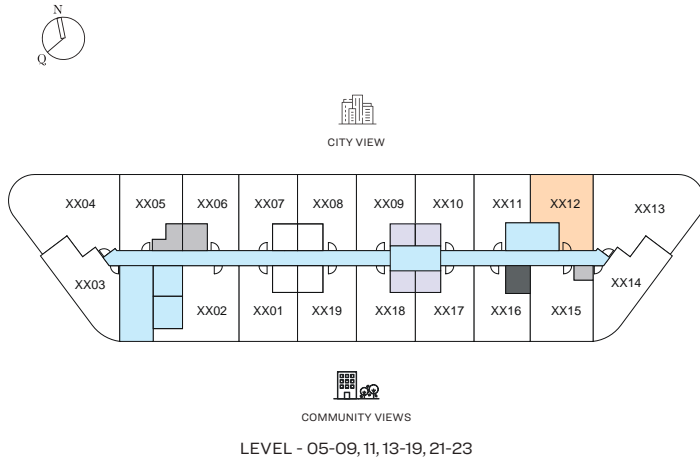
TOTAL SALEABLE AREA

SUITE = 484.05 SQ.FT.

BALCONY = 54.36 SQ.FT.

TOTAL = 538.41 SQ.FT.

 UNIT



List of unit numbers with this unit plan:

VIEWS

Community View

A512, A612, A712, A812, A912

City View

A1012, A1112, A1212, A1312, A1412, A1512, A1612, A1712, A1812, A1912, A2012, A2112, A2212, A2312, A2412, A2712, A2812, A2912, A3012, A3112, A3212, A3312, A3412, A3512, A3612, A3712, A3812, A3912, A4012, A4112, A4212, A4312

Disclaimer: 1. All dimensions are in metric, measured to wall finishes. 2. All materials, dimensions & drawings are approximate. 3. Information is subject to change without notice, at developer's absolute discretion. 4. Actual area may vary from the stated area. 5. Drawing are not to scale. 6. All images used are for illustrative purpose only and do not represent the actual size, features, specifications, fittings and furnishings. 7. The developer reserves the right to make revisions/ alterations, at its absolute discretion, without any liability whatsoever.

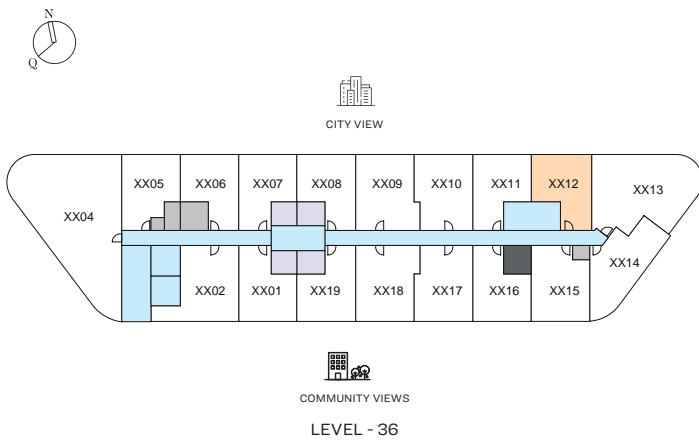
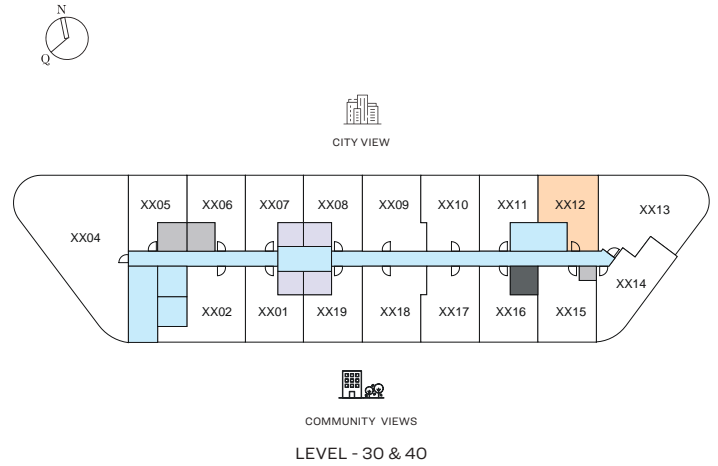
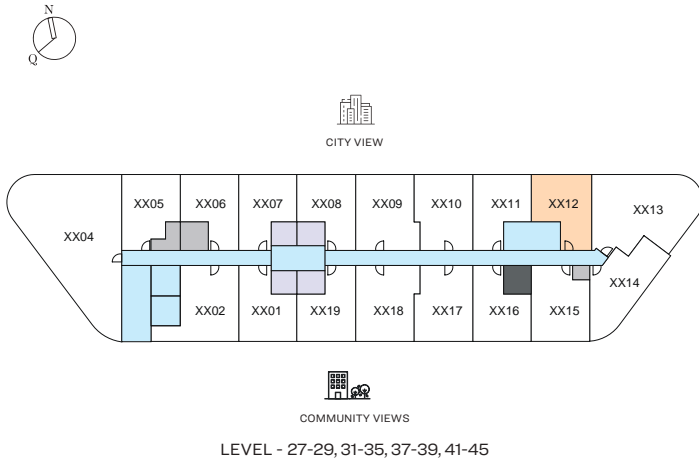
1 BEDROOM APARTMENT

TYPE B - VARIANT 1 (with balcony)

TOTAL SALEABLE AREA

SUITE = 484.05 SQ.FT.
BALCONY = 54.36 SQ.FT.
TOTAL = 538.41 SQ.FT.

 UNIT



List of unit numbers with this unit plan:

VIEWS

Community View

A512, A612, A712, A812, A912

City View

A1012, A1112, A1212, A1312, A1412, A1512, A1612, A1712, A1812, A1912, A2012, A2112, A2212, A2312, A2412, A2712, A2812, A2912, A3012, A3112, A3212, A3312, A3412, A3512, A3612, A3712, A3812, A3912, A4012, A4112, A4212, A4312

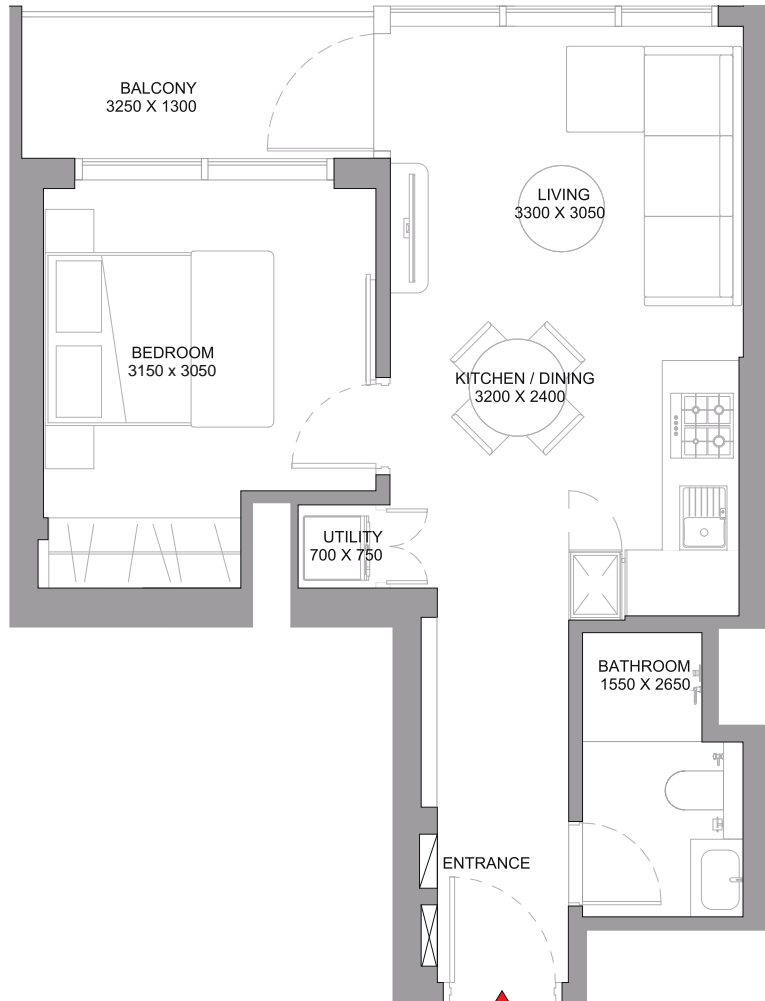
Disclaimer: 1. All dimensions are in metric, measured to wall finishes. 2. All materials, dimensions & drawings are approximate. 3. Information is subject to change without notice, at developer's absolute discretion. 4. Actual area may vary from the stated area. 5. Drawing are not to scale. 6. All images used are for illustrative purpose only and do not represent the actual size, features, specifications, fittings and furnishings. 7. The developer reserves the right to make revisions/ alterations, at its absolute discretion, without any liability whatsoever.

1 BEDROOM APARTMENT

TYPE B - VARIANT 1 (with balcony)

TOTAL SALEABLE AREA

SUITE = 484.05 SQ.FT.
BALCONY = 54.36 SQ.FT.
TOTAL = 538.41 SQ.FT.



List of unit numbers with this unit plan:

VIEWS

Community View

A512, A612, A712, A812, A912

City View

A1012, A1112, A1212, A1312, A1412, A1512, A1612, A1712, A1812, A1912, A2012, A2112, A2212, A2312, A2412, A2712, A2812, A2912, A3012, A3112, A3212, A3312, A3412, A3512, A3612, A3712, A3812, A3912, A4012, A4112, A4212, A4312

Disclaimer: 1. All dimensions are in metric, measured to wall finishes. 2. All materials, dimensions & drawings are approximate. 3. Information is subject to change without notice, at developer's absolute discretion. 4. Actual area may vary from the stated area. 5. Drawing are not to scale. 6. All images used are for illustrative purpose only and do not represent the actual size, features, specifications, fittings and furnishings. 7. The developer reserves the right to make revisions/ alterations, at its absolute discretion, without any liability whatsoever.



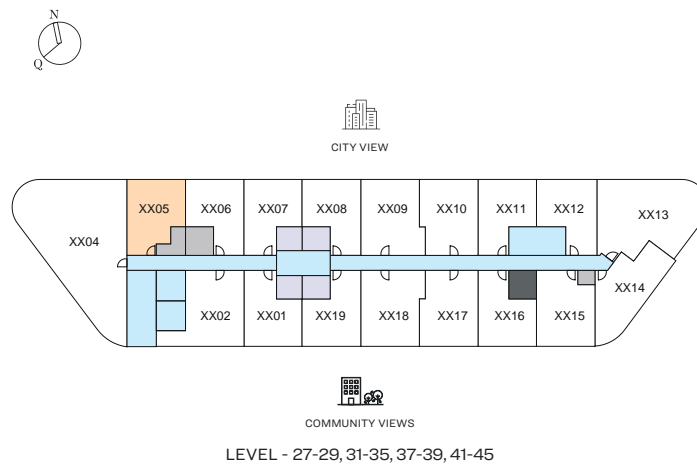
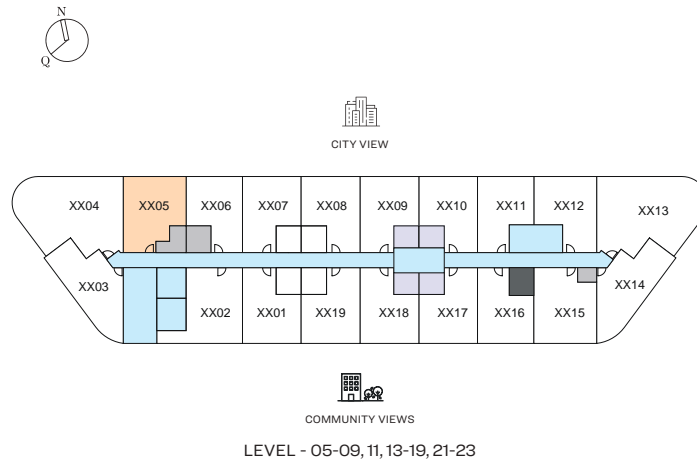
1 BEDROOM APARTMENT

TYPE C (with study room + balcony)

TOTAL SALEABLE AREA

SUITE = 521.94 SQ.FT.
BALCONY = 54.36 SQ.FT.
TOTAL = 576.3 SQ.FT.

 UNIT



List of unit numbers with this unit plan:

VIEWS

Community View

A505, A605, A705, A805, A905

City View

A1105, A1305, A1405, A1505, A1605, A1705, A1805, A1905, A2105, A2205, A2305, A2705, A2805, A2905, A3105, A3205, A3305, A3405, A3505, A3705, A3805, A3905, A4105, A4205, A4305

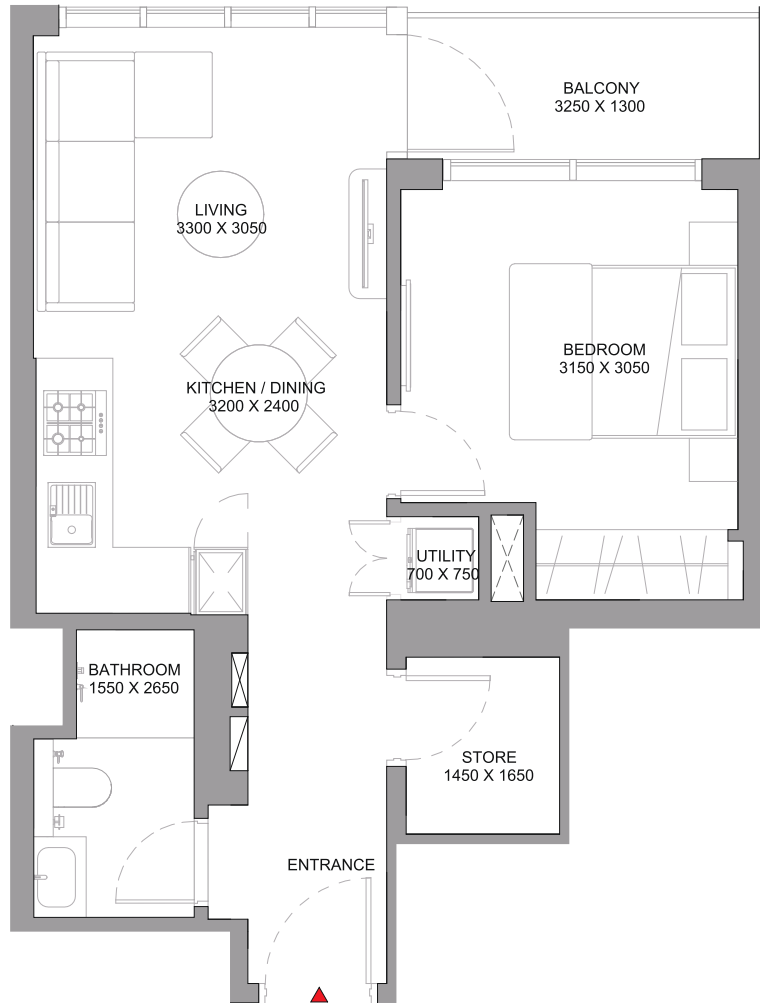
Disclaimer: 1. All dimensions are in metric, measured to wall finishes. 2. All materials, dimensions & drawings are approximate. 3. Information is subject to change without notice, at developer's absolute discretion. 4. Actual area may vary from the stated area. 5. Drawing are not to scale. 6. All images used are for illustrative purpose only and do not represent the actual size, features, specifications, fittings and furnishings. 7. The developer reserves the right to make revisions/ alterations, at its absolute discretion, without any liability whatsoever.

1 BEDROOM APARTMENT

TYPE C (with study room + balcony)

TOTAL SALEABLE AREA

SUITE = 521.94 SQ.FT.
BALCONY = 54.36 SQ.FT.
TOTAL = 576.3 SQ.FT.



List of unit numbers with this unit plan:

VIEWS

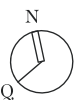
Community View

A505, A605, A705, A805, A905

City View

A1105, A1305, A1405, A1505, A1605, A1705, A1805, A1905, A2105, A2205, A2305, A2705, A2805, A2905, A3105, A3205, A3305, A3405, A3505, A3705, A3805, A3905, A4105, A4205, A4305

Disclaimer: 1. All dimensions are in metric, measured to wall finishes. 2. All materials, dimensions & drawings are approximate. 3. Information is subject to change without notice, at developer's absolute discretion. 4. Actual area may vary from the stated area. 5. Drawing are not to scale. 6. All images used are for illustrative purpose only and do not represent the actual size, features, specifications, fittings and furnishings. 7. The developer reserves the right to make revisions/ alterations, at its absolute discretion, without any liability whatsoever.



1.5 BEDROOM APARTMENT

TYPE A (with study room + balcony)

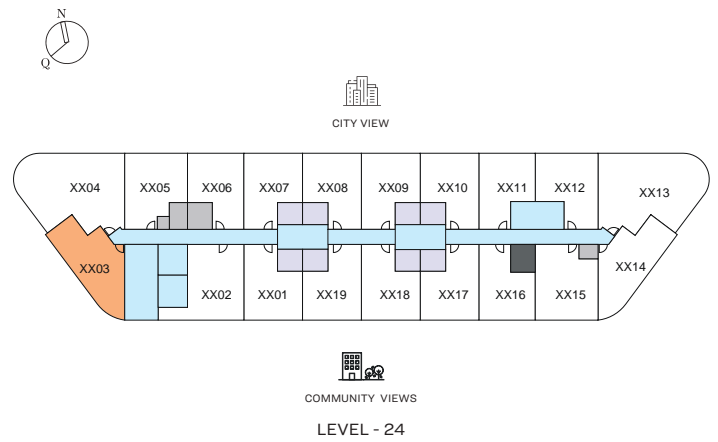
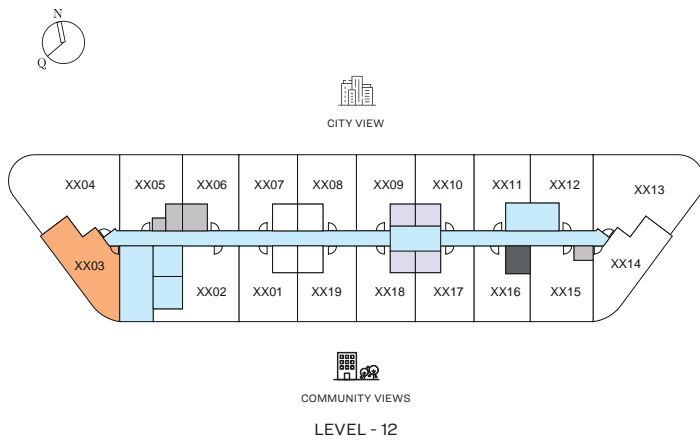
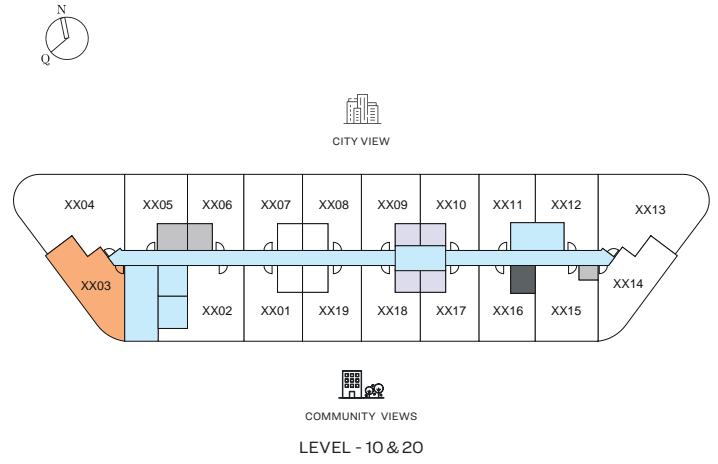
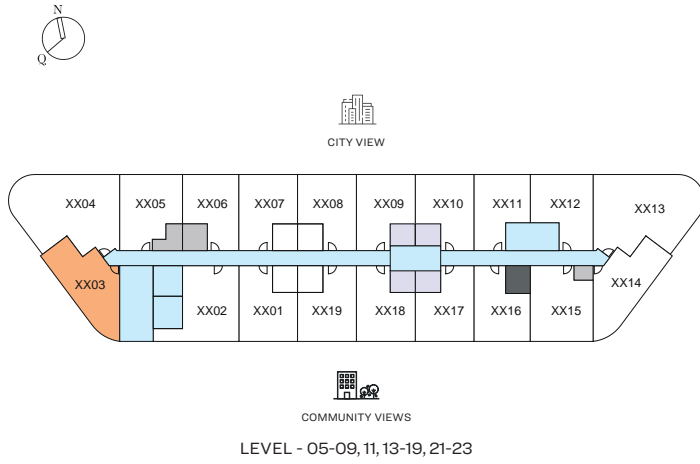
TOTAL SALEABLE AREA

SUITE = 612.14 SQ.FT.

BALCONY = 64.37 SQ.FT.

TOTAL = 676.51 SQ.FT.

 UNIT



List of unit numbers with this unit plan:

VIEWS

Community View

A503, A603, A703, A803, A903

Sports City, Community View

A1003, A1103, A1203, A1303, A1403, A1503, A1603, A1703, A1803, A1903, A2003, A2103, A2203, A2303, A2403

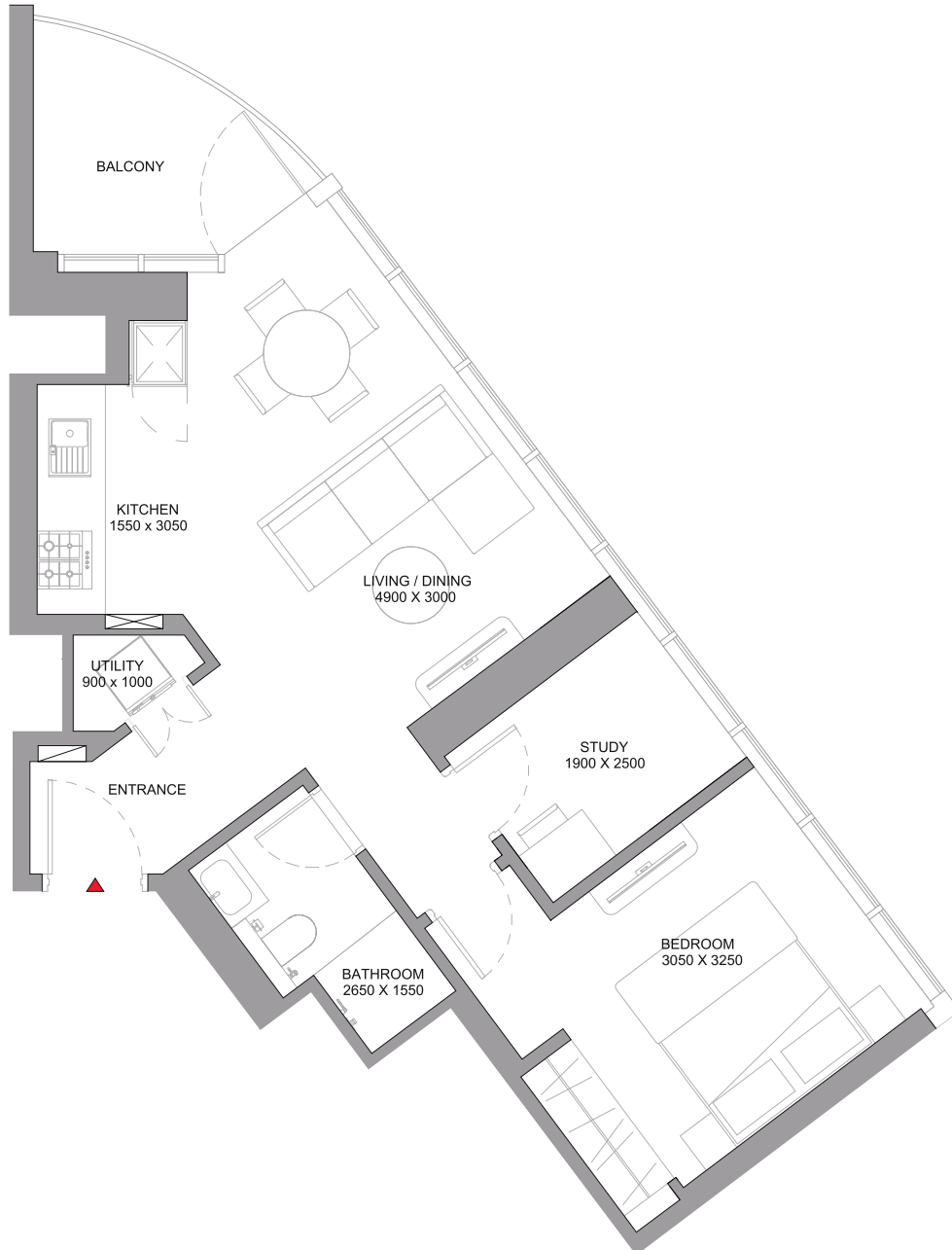
Disclaimer: 1. All dimensions are in metric, measured to wall finishes. 2. All materials, dimensions & drawings are approximate. 3. Information is subject to change without notice, at developer's absolute discretion. 4. Actual area may vary from the stated area. 5. Drawing are not to scale. 6. All images used are for illustrative purpose only and do not represent the actual size, features, specifications, fittings and furnishings. 7. The developer reserves the right to make revisions/ alterations, at its absolute discretion, without any liability whatsoever.

1.5 BEDROOM APARTMENT

TYPE A (with study room + balcony)

TOTAL SALEABLE AREA

SUITE = 612.14 SQ.FT.
BALCONY = 64.37 SQ.FT.
TOTAL = 676.51 SQ.FT.



List of unit numbers with this unit plan:

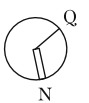
VIEWS

Community View

A503, A603, A703, A803, A903

Sports City, Community View

A1003, A1103, A1203, A1303, A1403, A1503, A1603, A1703, A1803, A1903, A2003, A2103, A2203, A2303, A2403



Disclaimer: 1. All dimensions are in metric, measured to wall finishes. 2. All materials, dimensions & drawings are approximate. 3. Information is subject to change without notice, at developer's absolute discretion. 4. Actual area may vary from the stated area. 5. Drawing are not to scale. 6. All images used are for illustrative purpose only and do not represent the actual size, features, specifications, fittings and furnishings. 7. The developer reserves the right to make revisions/ alterations, at its absolute discretion, without any liability whatsoever.

1.5 BEDROOM APARTMENT

TYPE A - VARIANT 1 (with study room + balcony)

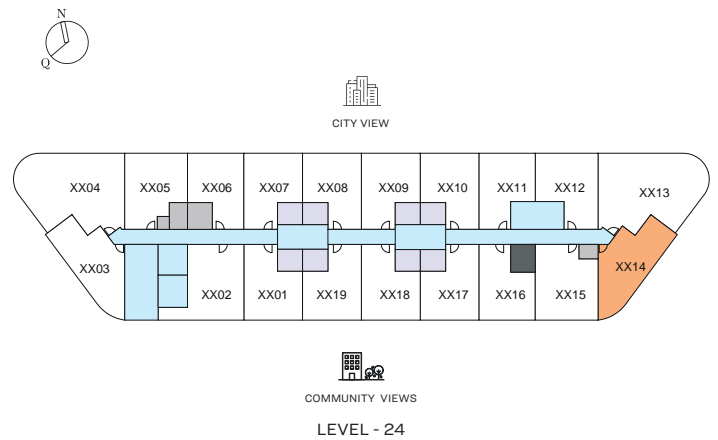
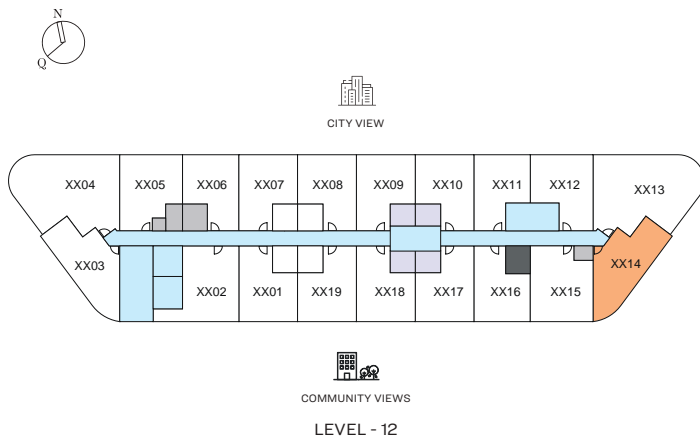
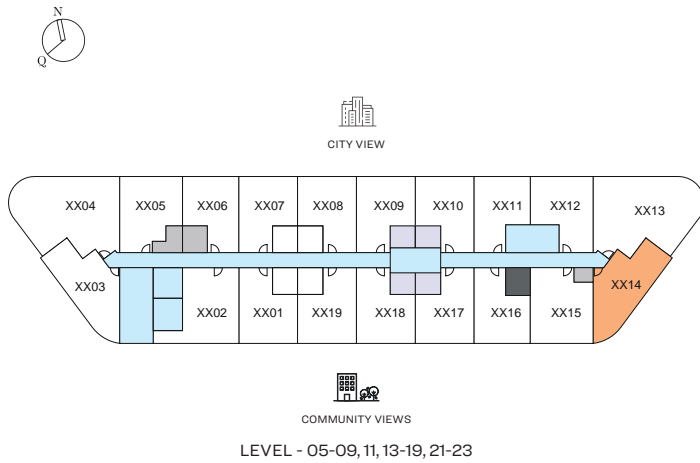
TOTAL SALEABLE AREA

SUITE = 609.99 SQ.FT.

BALCONY = 64.58 SQ.FT.

TOTAL = 674.57 SQ.FT.

 UNIT



List of unit numbers with this unit plan:

VIEWS

Community View, Amenity View

A514, A614, A714, A814, A914, A1014, A1114, A1214, A1314, A1414, A1514, A1614, A1714, A1814, A1914, A2014, A2114, A2214, A2314, A2414

Community View

A2714, A2814, A2914, A3014, A3114, A3214, A3314, A3414, A3514, A3614, A3714, A3814, A3914, A4014, A4114, A4214, A4314

Disclaimer: 1. All dimensions are in metric, measured to wall finishes. 2. All materials, dimensions & drawings are approximate. 3. Information is subject to change without notice, at developer's absolute discretion. 4. Actual area may vary from the stated area. 5. Drawing are not to scale. 6. All images used are for illustrative purpose only and do not represent the actual size, features, specifications, fittings and furnishings. 7. The developer reserves the right to make revisions/ alterations, at its absolute discretion, without any liability whatsoever.

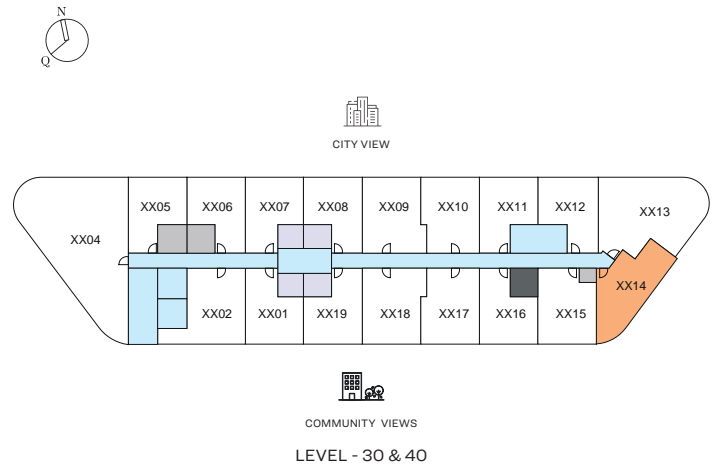
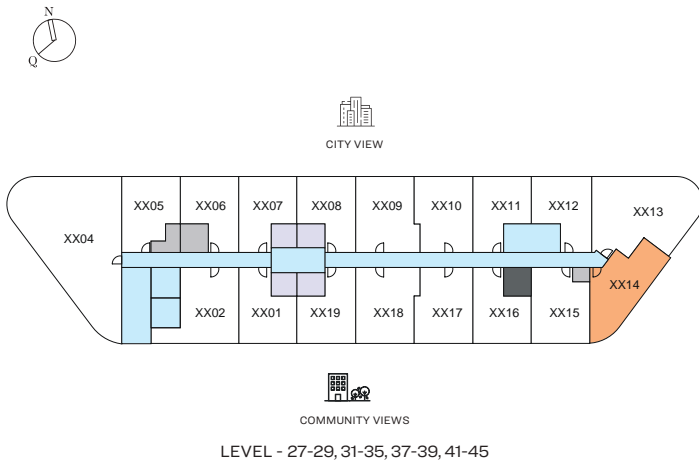
1.5 BEDROOM APARTMENT

TYPE A - VARIANT 1 (with study room + balcony)

TOTAL SALEABLE AREA

SUITE = 609.99 SQ.FT.
BALCONY = 64.58 SQ.FT.
TOTAL = 674.57 SQ.FT.

 UNIT



List of unit numbers with this unit plan:

VIEWS

Community View, Amenity View

A514, A614, A714, A814, A914, A1014, A1114, A1214, A1314, A1414, A1514, A1614, A1714, A1814, A1914, A2014, A2114, A2214, A2314, A2414

Community View

A2714, A2814, A2914, A3014, A3114, A3214, A3314, A3414, A3514, A3614, A3714, A3814, A3914, A4014, A4114, A4214, A4314

Disclaimer: 1. All dimensions are in metric, measured to wall finishes. 2. All materials, dimensions & drawings are approximate. 3. Information is subject to change without notice, at developer's absolute discretion. 4. Actual area may vary from the stated area. 5. Drawing are not to scale. 6. All images used are for illustrative purpose only and do not represent the actual size, features, specifications, fittings and furnishings. 7. The developer reserves the right to make revisions/ alterations, at its absolute discretion, without any liability whatsoever.

1.5 BEDROOM APARTMENT

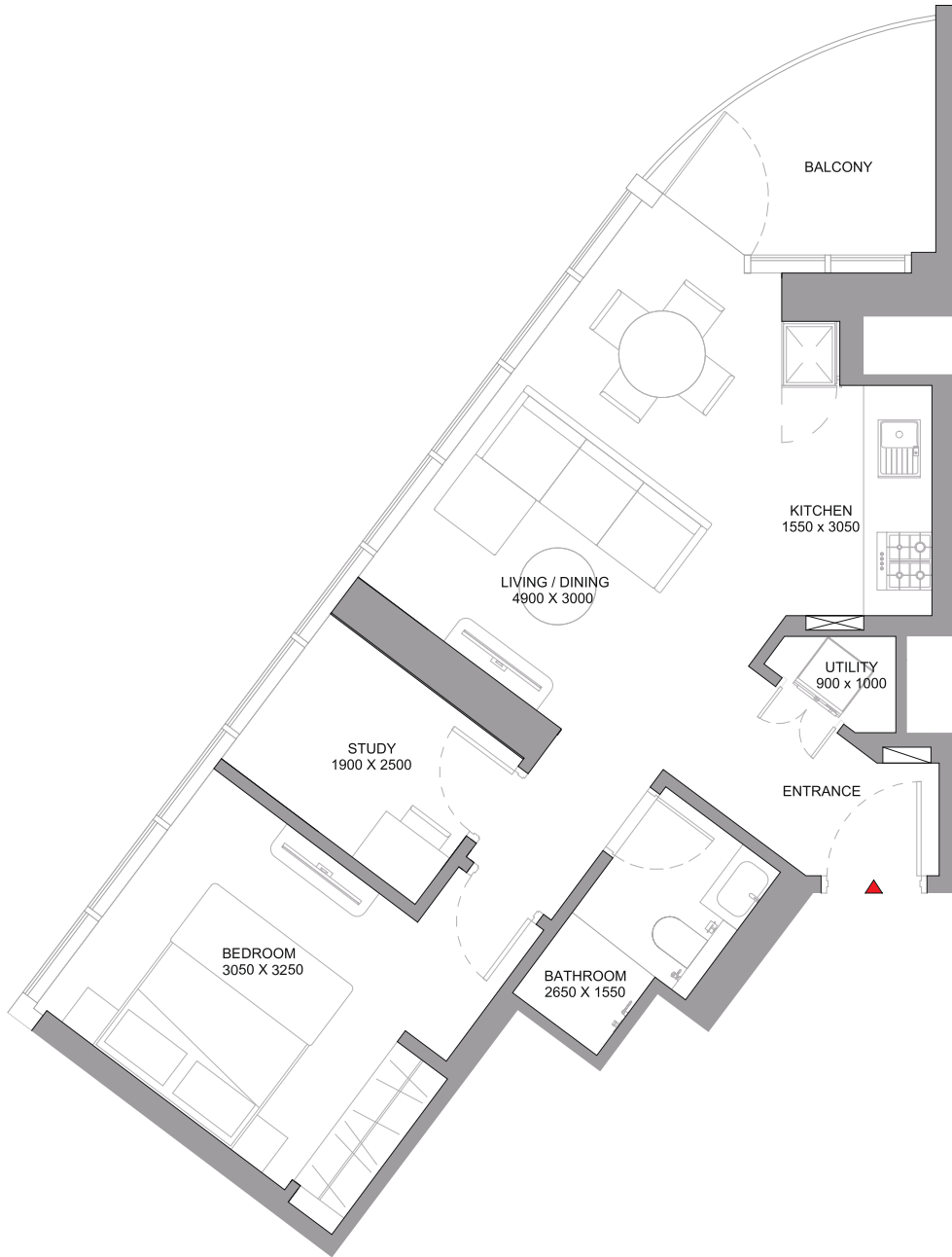
TYPE A - VARIANT 1 (with study room + balcony)

TOTAL SALEABLE AREA

SUITE = 609.99 SQ.FT.

BALCONY = 64.58 SQ.FT.

TOTAL = 674.57 SQ.FT.



List of unit numbers with this unit plan:

VIEWS

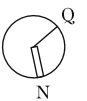
Community View, Amenity View

A514, A614, A714, A814, A914, A1014, A1114, A1214, A1314, A1414, A1514, A1614, A1714, A1814, A1914, A2014, A2114, A2214, A2314, A2414

Community View

A2714, A2814, A2914, A3014, A3114, A3214, A3314, A3414, A3514, A3614, A3714, A3814, A3914, A4014, A4114, A4214, A4314

Disclaimer: 1. All dimensions are in metric, measured to wall finishes. 2. All materials, dimensions & drawings are approximate. 3. Information is subject to change without notice, at developer's absolute discretion. 4. Actual area may vary from the stated area. 5. Drawing are not to scale. 6. All images used are for illustrative purpose only and do not represent the actual size, features, specifications, fittings and furnishings. 7. The developer reserves the right to make revisions/ alterations, at its absolute discretion, without any liability whatsoever.



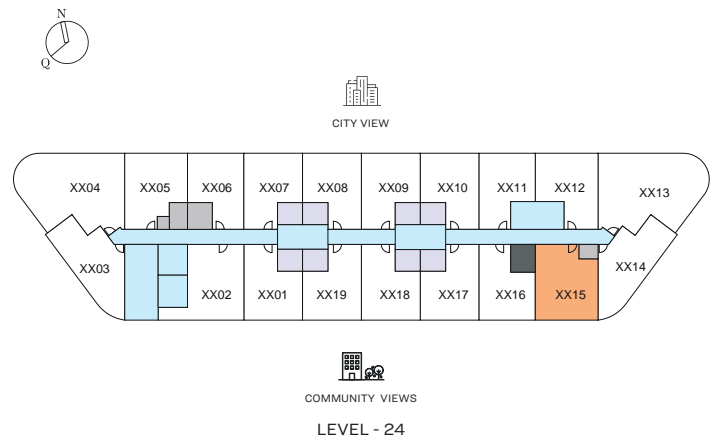
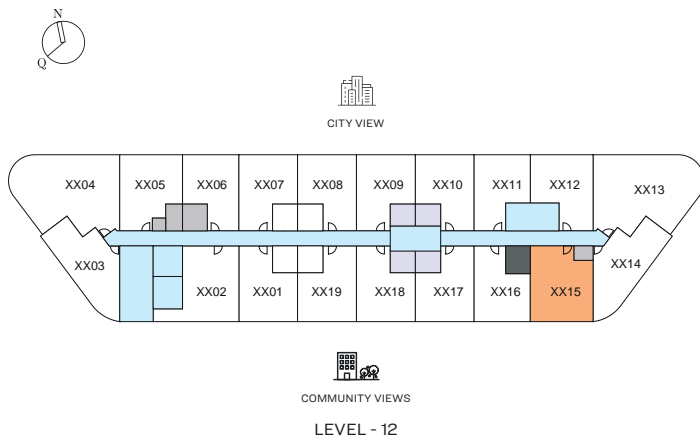
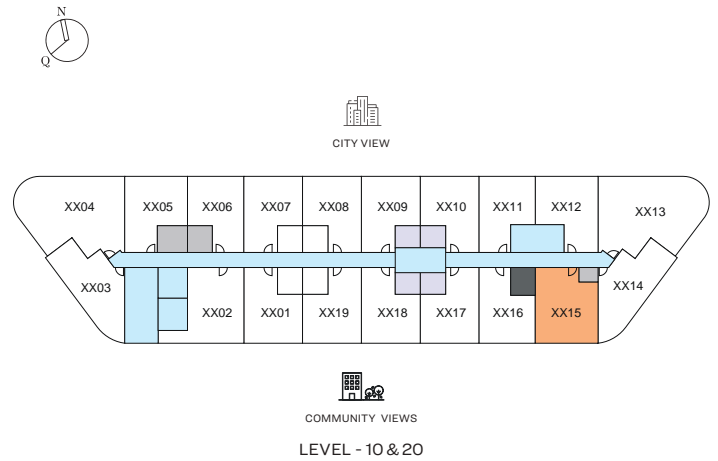
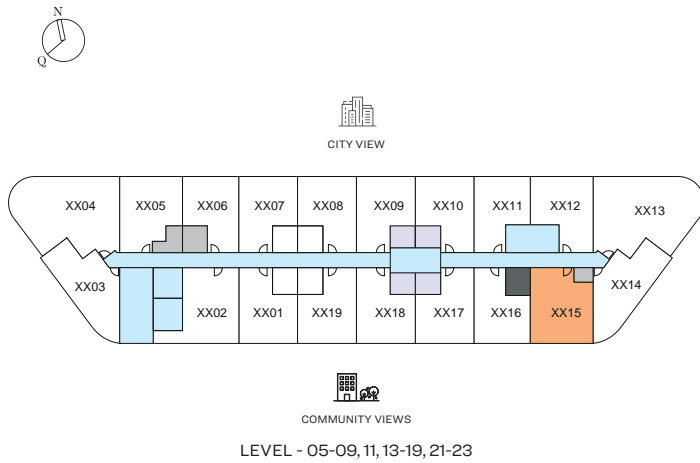
1.5 BEDROOM APARTMENT

TYPE B (with powder room, study room + balcony)

TOTAL SALEABLE AREA

SUITE = 561.12 SQ.FT.
BALCONY = 54.36 SQ.FT.
TOTAL = 615.48 SQ.FT.

 UNIT



List of unit numbers with this unit plan:

VIEWS

Community View

A515, A615, A715, A815, A915, A1015, A1115, A1215, A1315, A1415, A1515, A1615, A1715, A1815, A1915, A2015, A2115, A2215, A2315, A2415, A2715, A2815, A2915, A3015, A3115, A3215, A3315, A3415, A3515, A3615, A3715, A3815, A3915, A4015, A4115, A4215, A4315

Disclaimer: 1. All dimensions are in metric, measured to wall finishes. 2. All materials, dimensions & drawings are approximate. 3. Information is subject to change without notice, at developer's absolute discretion. 4. Actual area may vary from the stated area. 5. Drawing are not to scale. 6. All images used are for illustrative purpose only and do not represent the actual size, features, specifications, fittings and furnishings. 7. The developer reserves the right to make revisions/ alterations, at its absolute discretion, without any liability whatsoever.

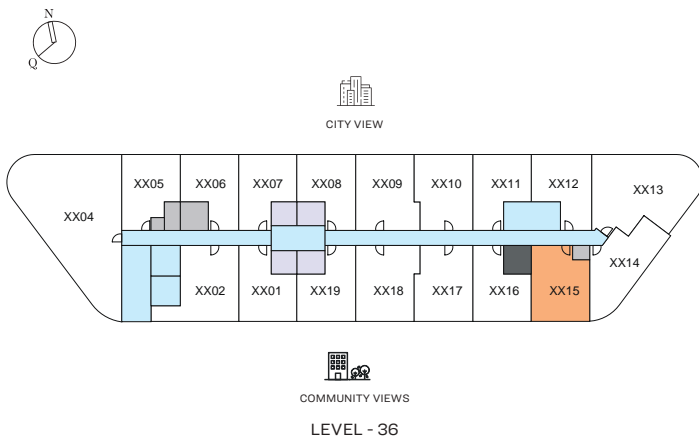
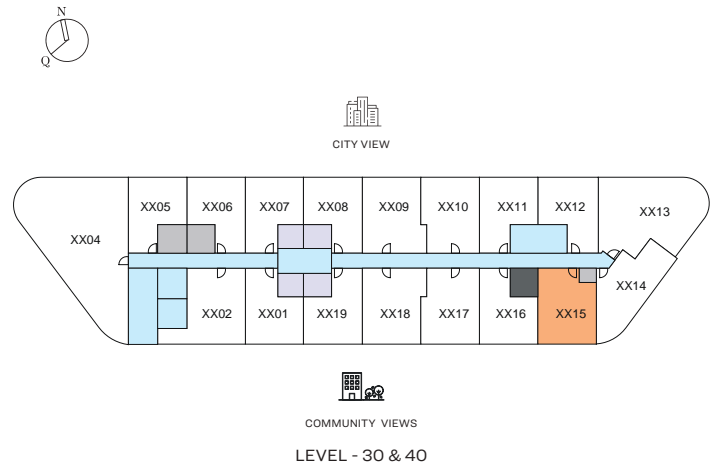
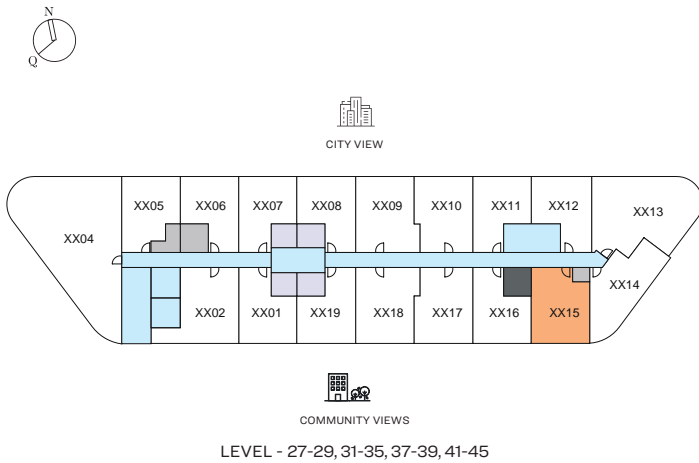
1.5 BEDROOM APARTMENT

TYPE B (with powder room, study room + balcony)

TOTAL SALEABLE AREA

SUITE = 561.12 SQ.FT.
BALCONY = 54.36 SQ.FT.
TOTAL = 615.48 SQ.FT.

 UNIT



List of unit numbers with this unit plan:

VIEWS

Community View

A515, A615, A715, A815, A915, A1015, A1115, A1215, A1315, A1415, A1515, A1615, A1715, A1815, A1915, A2015, A2115, A2215, A2315, A2415, A2715, A2815, A2915, A3015, A3115, A3215, A3315, A3415, A3515, A3615, A3715, A3815, A3915, A4015, A4115, A4215, A4315

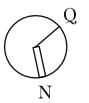
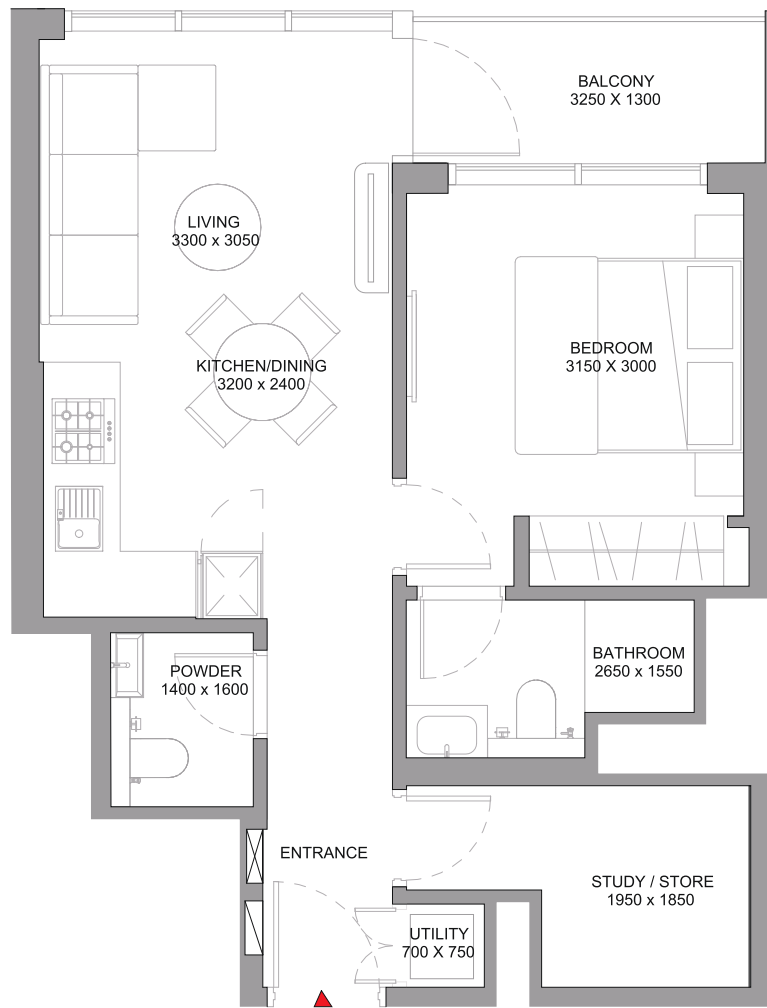
Disclaimer: 1. All dimensions are in metric, measured to wall finishes. 2. All materials, dimensions & drawings are approximate. 3. Information is subject to change without notice, at developer's absolute discretion. 4. Actual area may vary from the stated area. 5. Drawing are not to scale. 6. All images used are for illustrative purpose only and do not represent the actual size, features, specifications, fittings and furnishings. 7. The developer reserves the right to make revisions/ alterations, at its absolute discretion, without any liability whatsoever.

1.5 BEDROOM APARTMENT

TYPE B (with powder room, study room + balcony)

TOTAL SALEABLE AREA

SUITE = 561.12 SQ.FT.
BALCONY = 54.36 SQ.FT.
TOTAL = 615.48 SQ.FT.



List of unit numbers with this unit plan:

VIEWS

Community View

A515, A615, A715, A815, A915, A1015, A1115, A1215, A1315, A1415, A1515, A1615, A1715, A1815, A1915, A2015, A2115, A2215, A2315, A2415, A2715, A2815, A2915, A3015, A3115, A3215, A3315, A3415, A3515, A3615, A3715, A3815, A3915, A4015, A4115, A4215, A4315

Disclaimer: 1. All dimensions are in metric, measured to wall finishes. 2. All materials, dimensions & drawings are approximate. 3. Information is subject to change without notice, at developer's absolute discretion. 4. Actual area may vary from the stated area. 5. Drawing are not to scale. 6. All images used are for illustrative purpose only and do not represent the actual size, features, specifications, fittings and furnishings. 7. The developer reserves the right to make revisions/ alterations, at its absolute discretion, without any liability whatsoever.

1.5 BEDROOM APARTMENT

TYPE C (with powder room, study room + balcony)

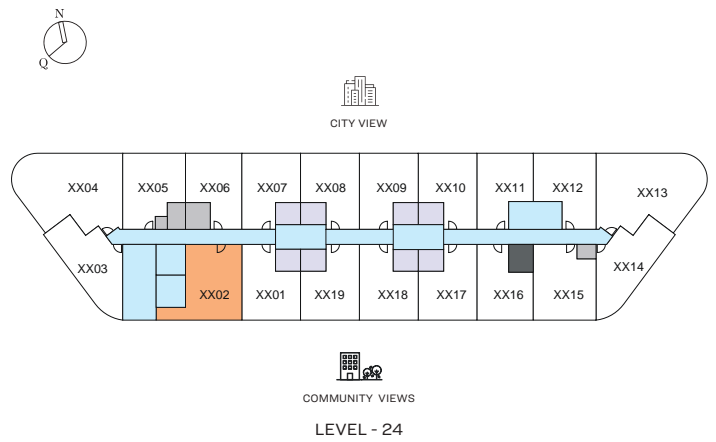
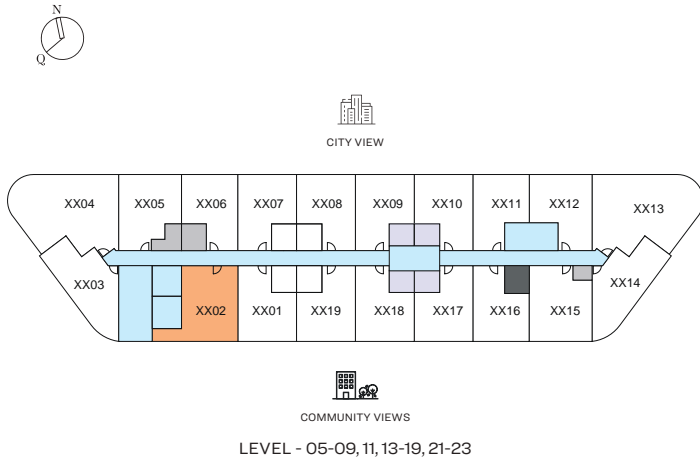
TOTAL SALEABLE AREA

SUITE = 599.87 SQ.FT.

BALCONY = 100.32 SQ.FT.

TOTAL = 700.19 SQ.FT.

 UNIT



List of unit numbers with this unit plan:

VIEWS

Community View

A502, A602, A702, A802, A902, A1002, A1102, A1202, A1302, A1402, A1502, A1602, A1702, A1802, A1902, A2002, A2102, A2202, A2302, A2402, A2702, A2802, A2902, A3002, A3102, A3202, A3302, A3402, A3502, A3602, A3702, A3802, A3902, A4002, A4102, A4202, A4302

Disclaimer: 1. All dimensions are in metric, measured to wall finishes. 2. All materials, dimensions & drawings are approximate. 3. Information is subject to change without notice, at developer's absolute discretion. 4. Actual area may vary from the stated area. 5. Drawing are not to scale. 6. All images used are for illustrative purpose only and do not represent the actual size, features, specifications, fittings and furnishings. 7. The developer reserves the right to make revisions/ alterations, at its absolute discretion, without any liability whatsoever.

1.5 BEDROOM APARTMENT

TYPE C (with powder room, study room + balcony)

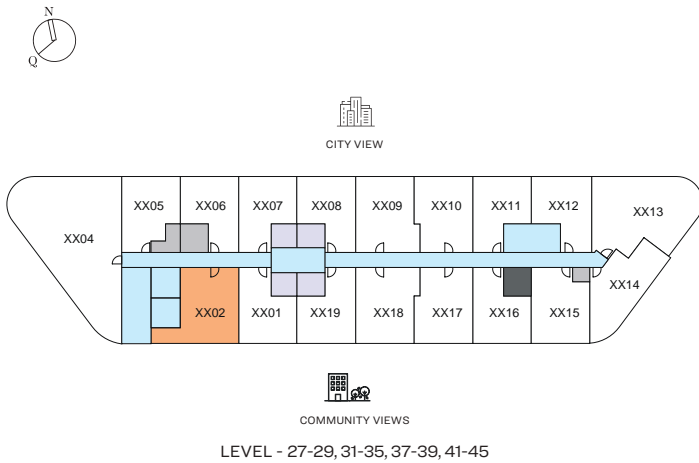
TOTAL SALEABLE AREA

SUITE = 599.87 SQ.FT.

BALCONY = 100.32 SQ.FT.

TOTAL = 700.19 SQ.FT.

 UNIT



List of unit numbers with this unit plan:

VIEWS

Community View

A502, A602, A702, A802, A902, A1002, A1102, A1202, A1302, A1402, A1502, A1602, A1702, A1802, A1902, A2002, A2102, A2202, A2302, A2402, A2702, A2802, A2902, A3002, A3102, A3202, A3302, A3402, A3502, A3602, A3702, A3802, A3902, A4002, A4102, A4202, A4302

Disclaimer: 1. All dimensions are in metric, measured to wall finishes. 2. All materials, dimensions & drawings are approximate. 3. Information is subject to change without notice, at developer's absolute discretion. 4. Actual area may vary from the stated area. 5. Drawing are not to scale. 6. All images used are for illustrative purpose only and do not represent the actual size, features, specifications, fittings and furnishings. 7. The developer reserves the right to make revisions/ alterations, at its absolute discretion, without any liability whatsoever.

1.5 BEDROOM APARTMENT

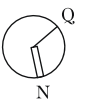
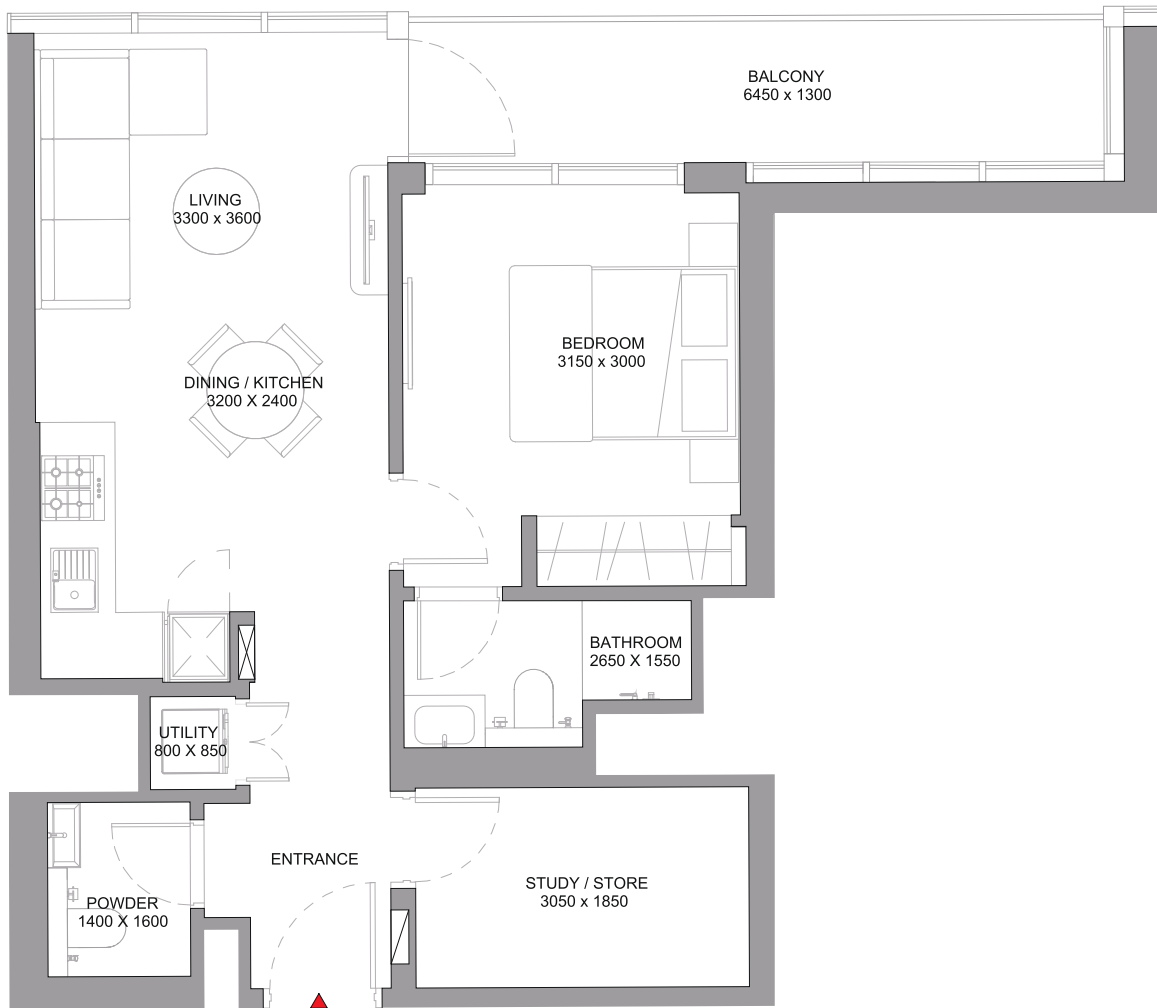
TYPE C (with powder room, study room + balcony)

TOTAL SALEABLE AREA

SUITE = 599.87 SQ.FT.

BALCONY = 100.32 SQ.FT.

TOTAL = 700.19 SQ.FT.



List of unit numbers with this unit plan:

VIEWS

Community View

A502, A602, A702, A802, A902, A1002, A1102, A1202, A1302, A1402, A1502, A1602, A1702, A1802, A1902, A2002, A2102, A2202, A2302, A2402, A2702, A2802, A2902, A3002, A3102, A3202, A3302, A3402, A3502, A3602, A3702, A3802, A3902, A4002, A4102, A4202, A4302

Disclaimer: 1. All dimensions are in metric, measured to wall finishes. 2. All materials, dimensions & drawings are approximate. 3. Information is subject to change without notice, at developer's absolute discretion. 4. Actual area may vary from the stated area. 5. Drawing are not to scale. 6. All images used are for illustrative purpose only and do not represent the actual size, features, specifications, fittings and furnishings. 7. The developer reserves the right to make revisions/ alterations, at its absolute discretion, without any liability whatsoever.

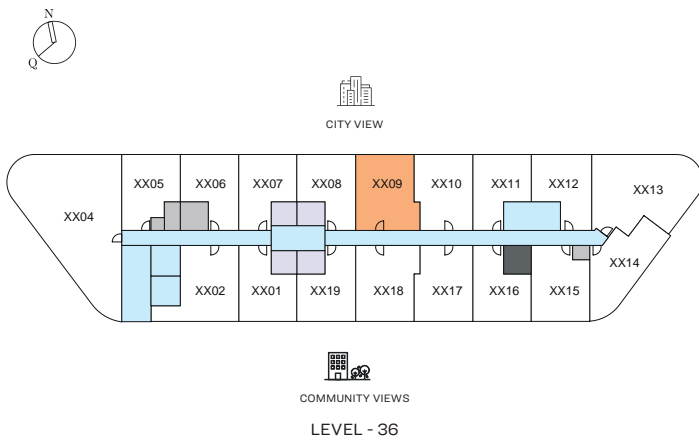
1.5 BEDROOM APARTMENT

TYPE D (with powder room, study room + balcony)

TOTAL SALEABLE AREA

SUITE = 618.6 SQ.FT.
BALCONY = 54.36 SQ.FT.
TOTAL = 672.96 SQ.FT.

 UNIT



List of unit numbers with this unit plan:

VIEWS

City View

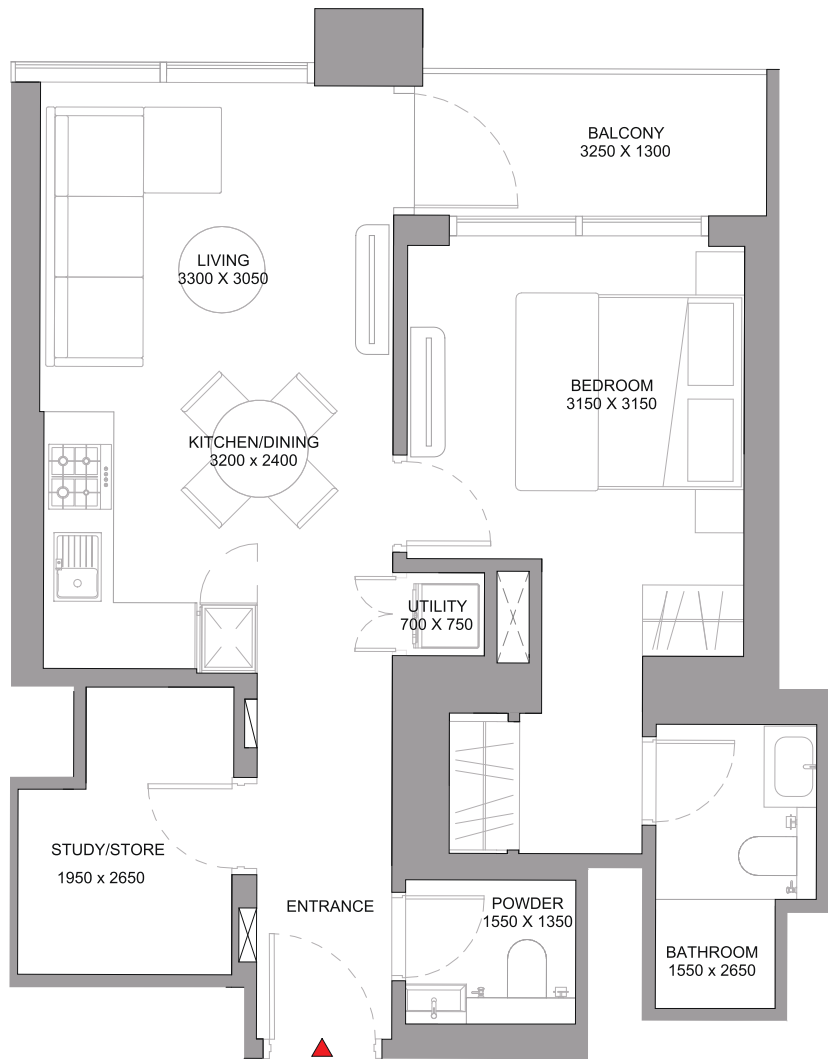
A2709, A2809, A2909, A3009, A3109, A3209, A3309, A3409, A3509, A3609, A3709, A3809, A3909, A4009, A4109, A4209, A4309

1.5 BEDROOM APARTMENT

TYPE D (with powder room, study room + balcony)

TOTAL SALEABLE AREA

SUITE = 618.6 SQ.FT.
BALCONY = 54.36 SQ.FT.
TOTAL = 672.96 SQ.FT.



List of unit numbers with this unit plan:

VIEWS

City View

A2709, A2809, A2909, A3009, A3109, A3209, A3309, A3409, A3509, A3609, A3709, A3809, A3909, A4009, A4109, A4209, A4309

Disclaimer: 1. All dimensions are in metric, measured to wall finishes. 2. All materials, dimensions & drawings are approximate. 3. Information is subject to change without notice, at developer's absolute discretion. 4. Actual area may vary from the stated area. 5. Drawing are not to scale. 6. All images used are for illustrative purpose only and do not represent the actual size, features, specifications, fittings and furnishings. 7. The developer reserves the right to make revisions/ alterations, at its absolute discretion, without any liability whatsoever.

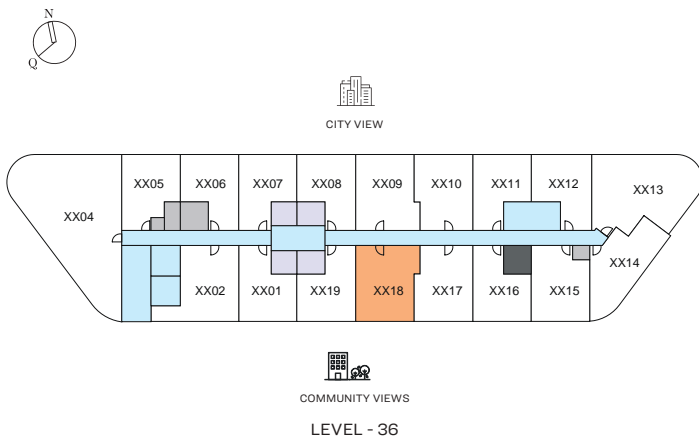
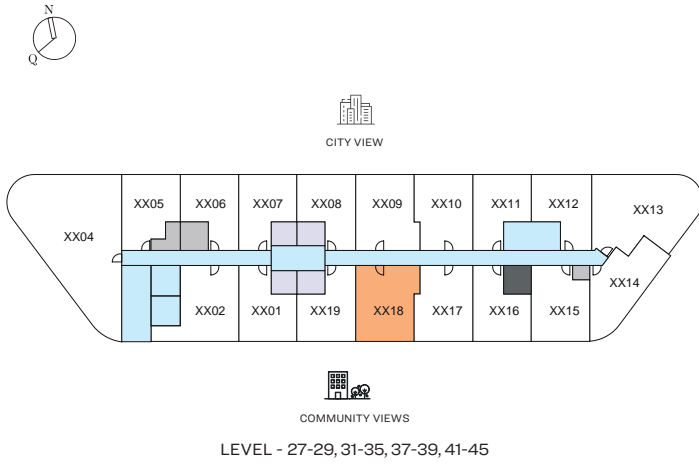
1.5 BEDROOM APARTMENT

TYPE D - VARIANT 1 (powder room, study room + balcony)

TOTAL SALEABLE AREA

SUITE = 618.6 SQ.FT.
BALCONY = 54.36 SQ.FT.
TOTAL = 672.96 SQ.FT.

 UNIT



List of unit numbers with this unit plan:

VIEWS

Community View

A2718, A2818, A2918, A3018, A3118, A3218, A3318, A3418, A3518, A3618, A3718, A3818, A3918, A4018, A4118, A4218, A4318

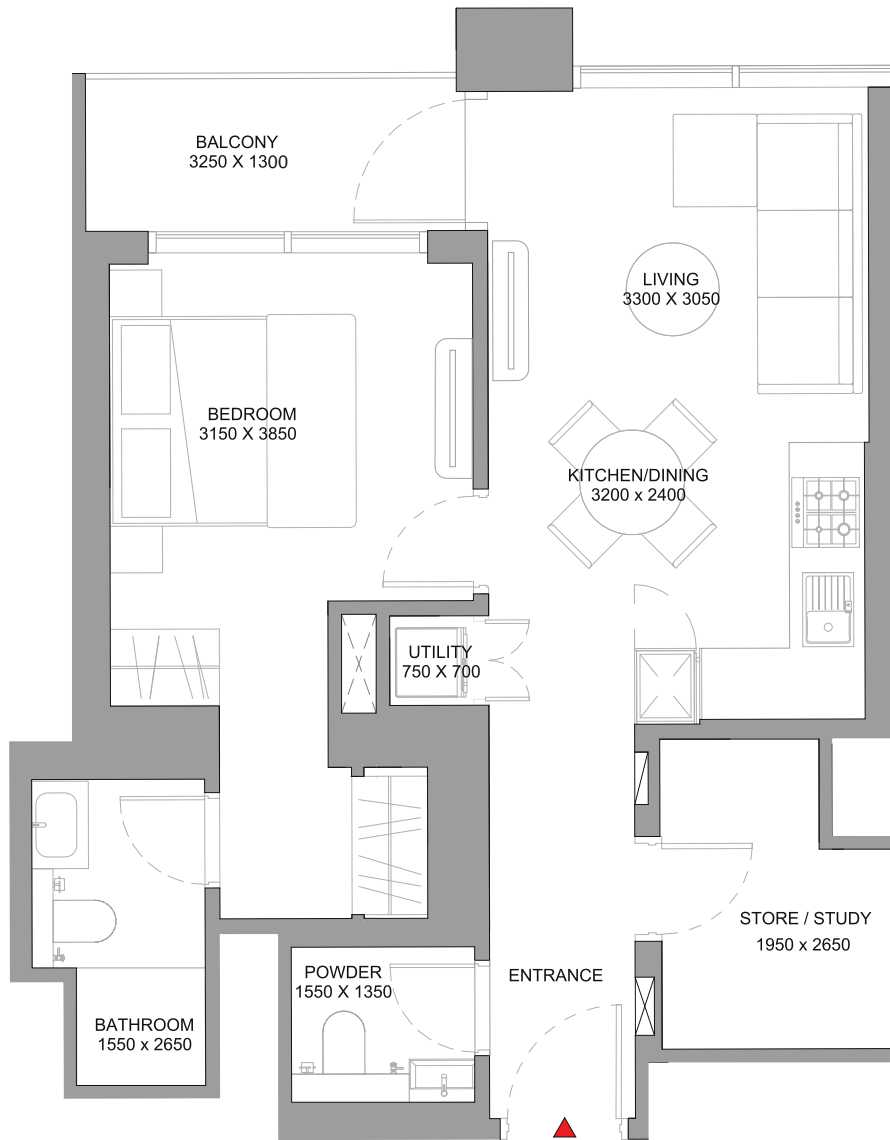
Disclaimer: 1. All dimensions are in metric, measured to wall finishes. 2. All materials, dimensions & drawings are approximate. 3. Information is subject to change without notice, at developer's absolute discretion. 4. Actual area may vary from the stated area. 5. Drawing are not to scale. 6. All images used are for illustrative purpose only and do not represent the actual size, features, specifications, fittings and furnishings. 7. The developer reserves the right to make revisions/ alterations, at its absolute discretion, without any liability whatsoever.

1.5 BEDROOM APARTMENT

TYPE D - VARIANT 1 (powder room, study room + balcony)

TOTAL SALEABLE AREA

SUITE = 618.6 SQ.FT.
BALCONY = 54.36 SQ.FT.
TOTAL = 672.96 SQ.FT.



List of unit numbers with this unit plan:

VIEWS

Community View

A2718, A2818, A2918, A3018, A3118, A3218, A3318, A3418, A3518, A3618, A3718, A3818, A3918, A4018, A4118, A4218, A4318

Disclaimer: 1. All dimensions are in metric, measured to wall finishes. 2. All materials, dimensions & drawings are approximate. 3. Information is subject to change without notice, at developer's absolute discretion. 4. Actual area may vary from the stated area. 5. Drawing are not to scale. 6. All images used are for illustrative purpose only and do not represent the actual size, features, specifications, fittings and furnishings. 7. The developer reserves the right to make revisions/ alterations, at its absolute discretion, without any liability whatsoever.

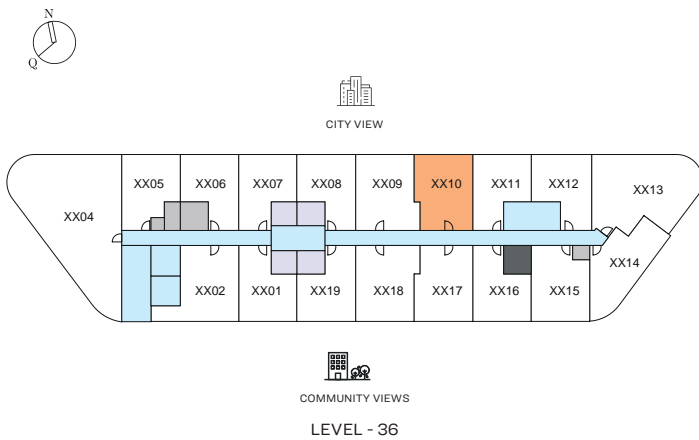
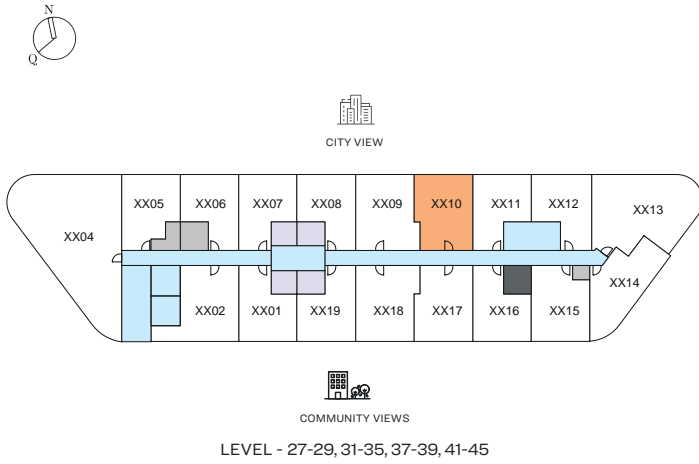
1.5 BEDROOM APARTMENT

TYPE E (study room + balcony)

TOTAL SALEABLE AREA

SUITE = 583.19 SQ.FT.
BALCONY = 54.36 SQ.FT.
TOTAL = 637.55 SQ.FT.

 UNIT



List of unit numbers with this unit plan:

VIEWS

City View

A2710, A2810, A2910, A3010, A3110, A3210, A3310, A3410, A3510, A3610, A3710, A3810, A3910, A4010, A4110, A4210, A4310

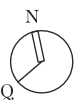
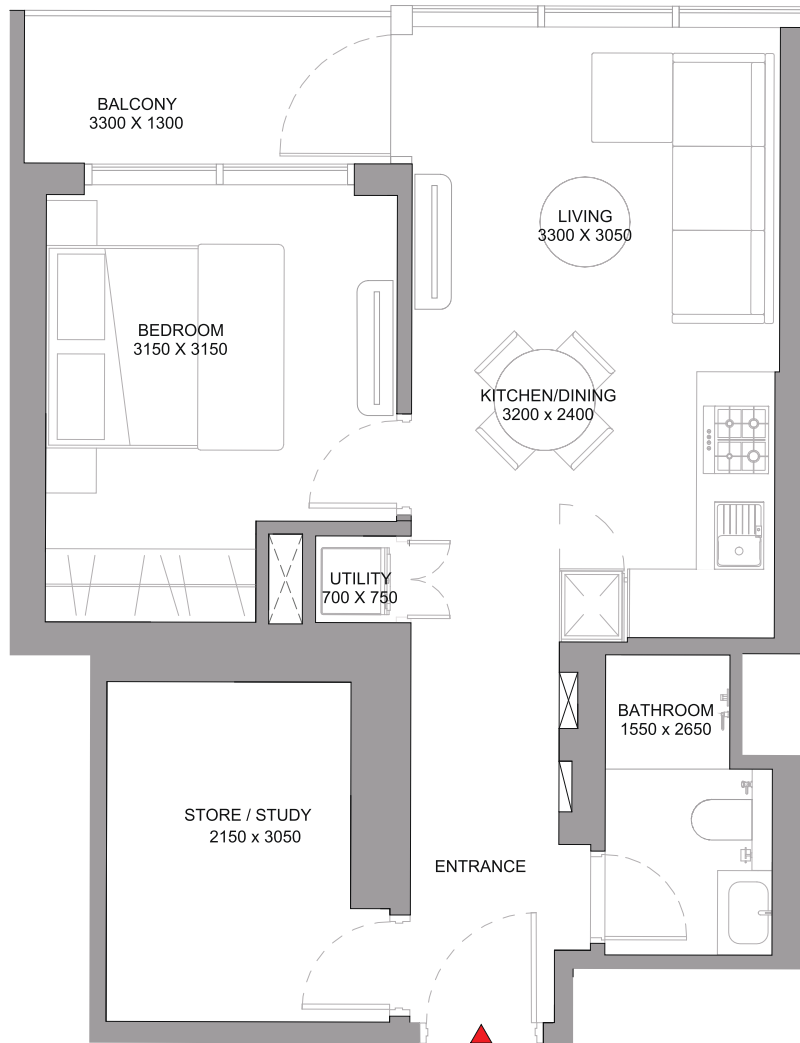
Disclaimer: 1. All dimensions are in metric, measured to wall finishes. 2. All materials, dimensions & drawings are approximate. 3. Information is subject to change without notice, at developer's absolute discretion. 4. Actual area may vary from the stated area. 5. Drawing are not to scale. 6. All images used are for illustrative purpose only and do not represent the actual size, features, specifications, fittings and furnishings. 7. The developer reserves the right to make revisions/ alterations, at its absolute discretion, without any liability whatsoever.

1.5 BEDROOM APARTMENT

TYPE E (study room + balcony)

TOTAL SALEABLE AREA

SUITE = 583.19 SQ.FT.
BALCONY = 54.36 SQ.FT.
TOTAL = 637.55 SQ.FT.



List of unit numbers with this unit plan:

VIEWS

City View

A2710, A2810, A2910, A3010, A3110, A3210, A3310, A3410, A3510, A3610, A3710, A3810, A3910, A4010, A4110, A4210, A4310

Disclaimer: 1. All dimensions are in metric, measured to wall finishes. 2. All materials, dimensions & drawings are approximate. 3. Information is subject to change without notice, at developer's absolute discretion. 4. Actual area may vary from the stated area. 5. Drawing are not to scale. 6. All images used are for illustrative purpose only and do not represent the actual size, features, specifications, fittings and furnishings. 7. The developer reserves the right to make revisions/ alterations, at its absolute discretion, without any liability whatsoever.

1.5 BEDROOM APARTMENT

TYPE E - VARIANT 1 (study room + balcony)

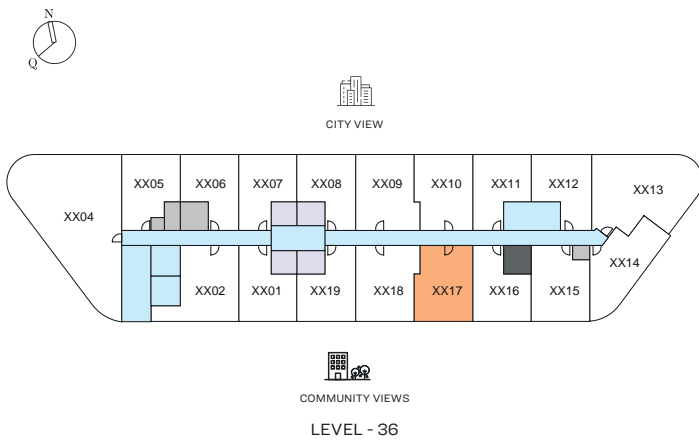
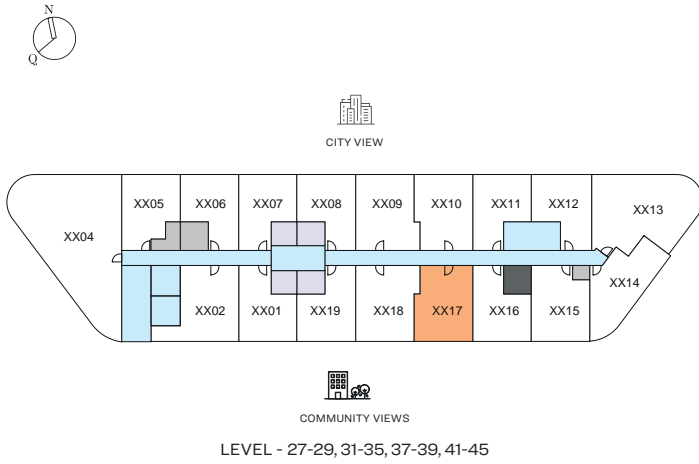
TOTAL SALEABLE AREA

SUITE = 583.08 SQ.FT.

BALCONY = 54.36 SQ.FT.

TOTAL = 637.44 SQ.FT.

 UNIT



List of unit numbers with this unit plan:

VIEWS

Community View

A2717, A2817, A2917, A3017, A3117, A3217, A3317, A3417, A3517, A3617, A3717, A3817, A3917, A4017, A4117, A4217, A4317

Disclaimer: 1. All dimensions are in metric, measured to wall finishes. 2. All materials, dimensions & drawings are approximate. 3. Information is subject to change without notice, at developer's absolute discretion. 4. Actual area may vary from the stated area. 5. Drawing are not to scale. 6. All images used are for illustrative purpose only and do not represent the actual size, features, specifications, fittings and furnishings. 7. The developer reserves the right to make revisions/ alterations, at its absolute discretion, without any liability whatsoever.

1.5 BEDROOM APARTMENT

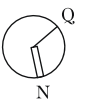
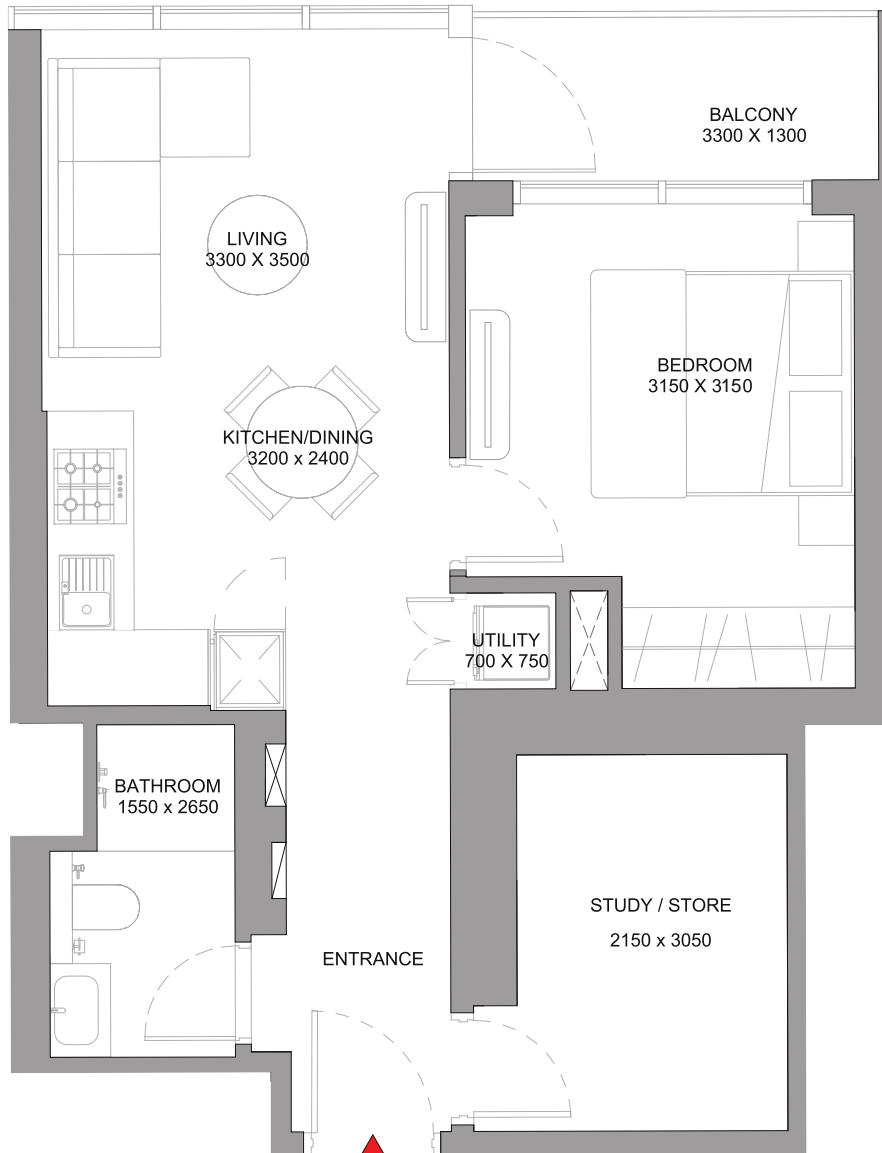
TYPE E - VARIANT 1 (study room + balcony)

TOTAL SALEABLE AREA

SUITE = 583.08 SQ.FT.

BALCONY = 54.36 SQ.FT.

TOTAL = 637.44 SQ.FT.



List of unit numbers with this unit plan:

VIEWS

Community View

A2717, A2817, A2917, A3017, A3117, A3217, A3317, A3417, A3517, A3617, A3717, A3817, A3917, A4017, A4117, A4217, A4317

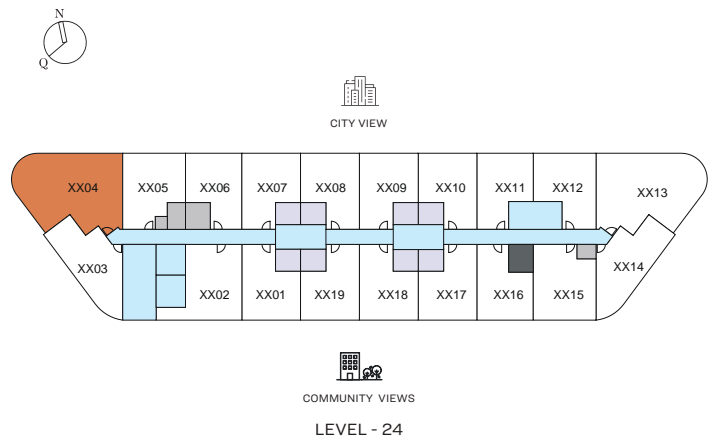
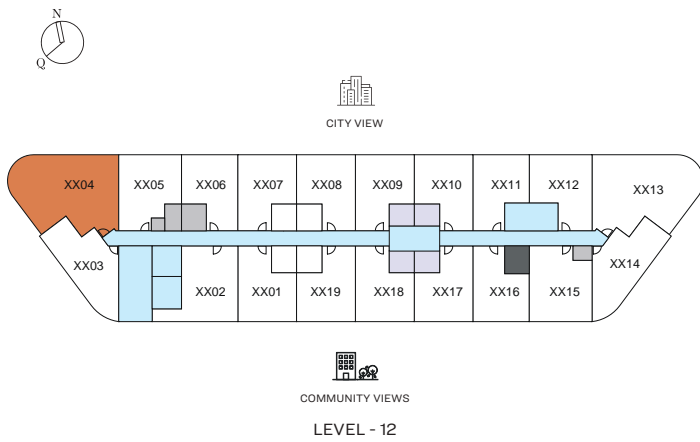
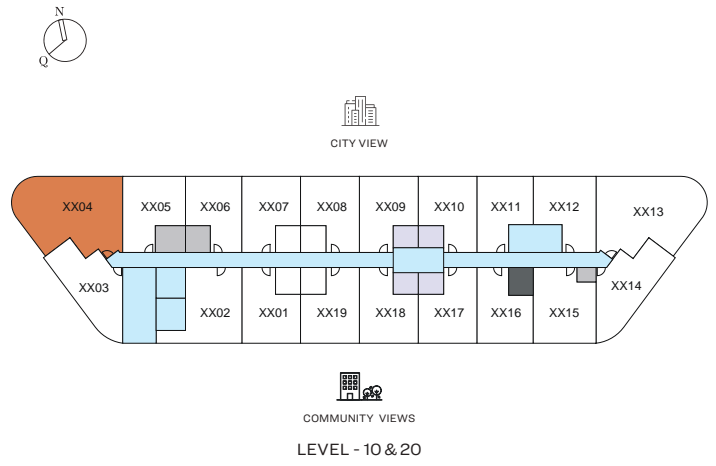
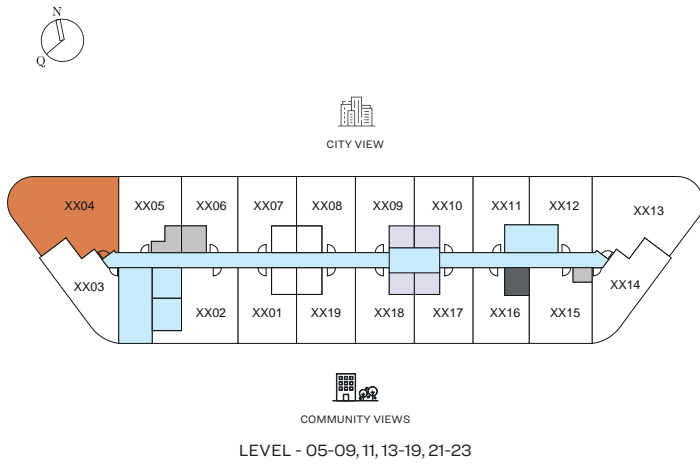
Disclaimer: 1. All dimensions are in metric, measured to wall finishes. 2. All materials, dimensions & drawings are approximate. 3. Information is subject to change without notice, at developer's absolute discretion. 4. Actual area may vary from the stated area. 5. Drawing are not to scale. 6. All images used are for illustrative purpose only and do not represent the actual size, features, specifications, fittings and furnishings. 7. The developer reserves the right to make revisions/ alterations, at its absolute discretion, without any liability whatsoever.

2 BEDROOM APARTMENT

TYPE A (with shared powder room + balcony)

TOTAL SALEABLE AREA
 SUITE = 899.65 SQ.FT.
 BALCONY = 224.75 SQ.FT.
 TOTAL = 1124.4 SQ.FT.

 UNIT



List of unit numbers with this unit plan:

VIEWS

Community View

A504, A604, A704, A804, A904

Sports City, City View (180 degree views)

A1004, A1104, A1204, A1304, A1404, A1504, A1604, A1704, A1804, A1904, A2004, A2104, A2204, A2304, A2404

Disclaimer: 1. All dimensions are in metric, measured to wall finishes. 2. All materials, dimensions & drawings are approximate. 3. Information is subject to change without notice, at developer's absolute discretion. 4. Actual area may vary from the stated area. 5. Drawing are not to scale. 6. All images used are for illustrative purpose only and do not represent the actual size, features, specifications, fittings and furnishings. 7. The developer reserves the right to make revisions/ alterations, at its absolute discretion, without any liability whatsoever.

2 BEDROOM APARTMENT

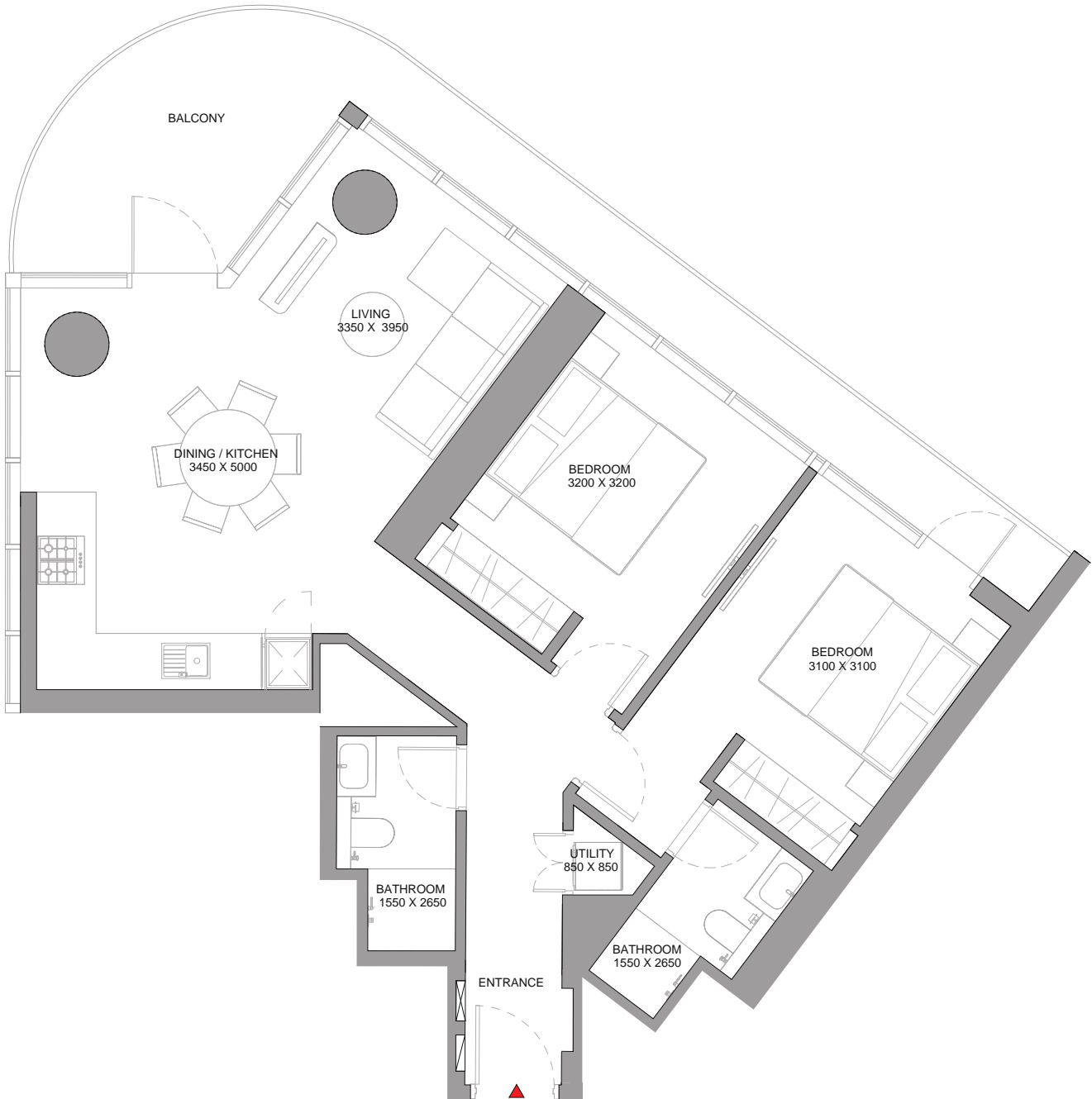
TYPE A (with shared powder room + balcony)

TOTAL SALEABLE AREA

SUITE = 899.65 SQ.FT.

BALCONY = 224.75 SQ.FT.

TOTAL = 1124.4 SQ.FT.



List of unit numbers with this unit plan:

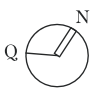
VIEWS

Community View

A504, A604, A704, A804, A904

Sports City, City View (180 degree views)

A1004, A1104, A1204, A1304, A1404, A1504, A1604, A1704, A1804, A1904, A2004, A2104, A2204, A2304, A2404



2 BEDROOM APARTMENT

TYPE A - VARIANT 1 (with shared powder room + balcony)

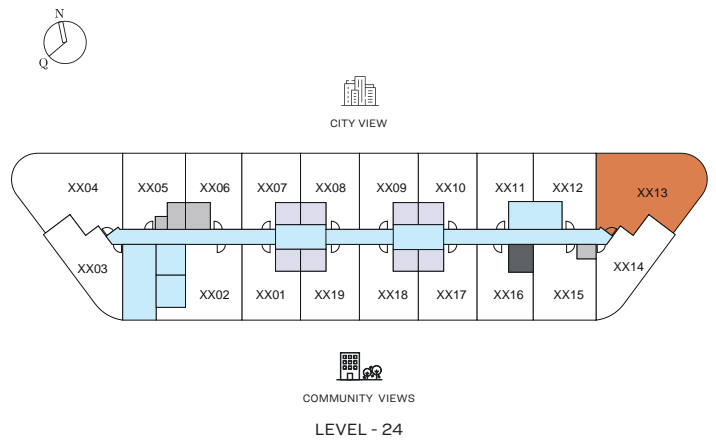
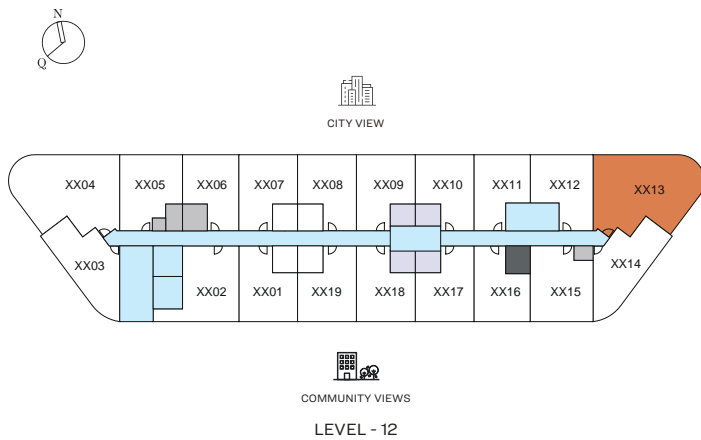
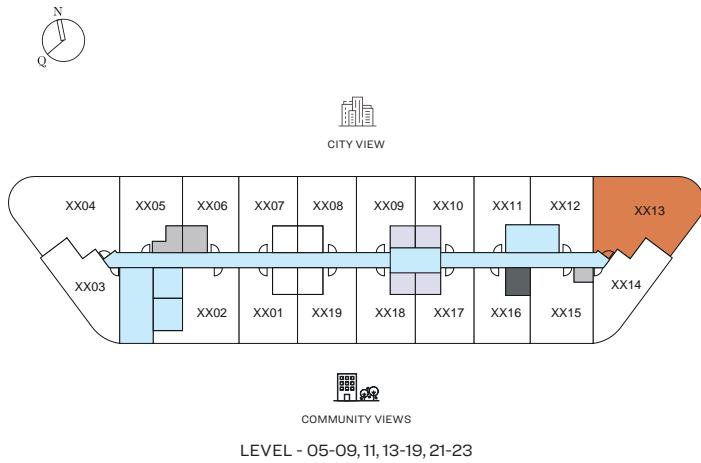
TOTAL SALEABLE AREA

SUITE = 900.19 SQ.FT.

BALCONY = 225.07 SQ.FT.

TOTAL = 1125.26 SQ.FT.

 UNIT



List of unit numbers with this unit plan:

VIEWS

Community View, Amenity View

A513, A613, A713, A813, A913

Villa Community, City View, Community View, Amenity View

A1013, A1113, A1213, A1313, A1413, A1513, A1613, A1713, A1813, A1913, A2013, A2113, A2213, A2313, A2413

Villa Community, City View, Community View

A2713, A2813, A2913, A3013, A3113, A3213, A3313, A3413, A3513, A3613, A3713, A3813, A3913, A4013, A4113, A4213, A4313

Disclaimer: 1. All dimensions are in metric, measured to wall finishes. 2. All materials, dimensions & drawings are approximate. 3. Information is subject to change without notice, at developer's absolute discretion. 4. Actual area may vary from the stated area. 5. Drawing are not to scale. 6. All images used are for illustrative purpose only and do not represent the actual size, features, specifications, fittings and furnishings. 7. The developer reserves the right to make revisions/ alterations, at its absolute discretion, without any liability whatsoever.

2 BEDROOM APARTMENT

TYPE A - VARIANT 1 (with shared powder room + balcony)

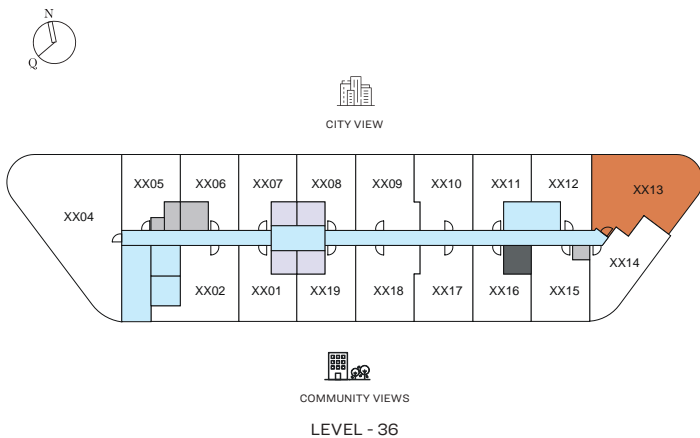
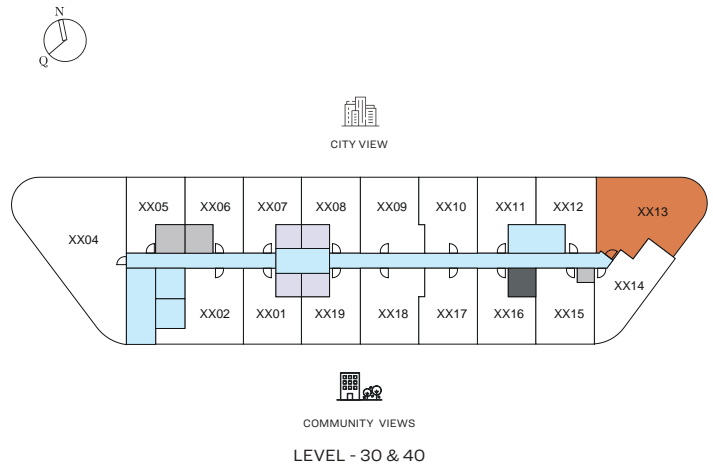
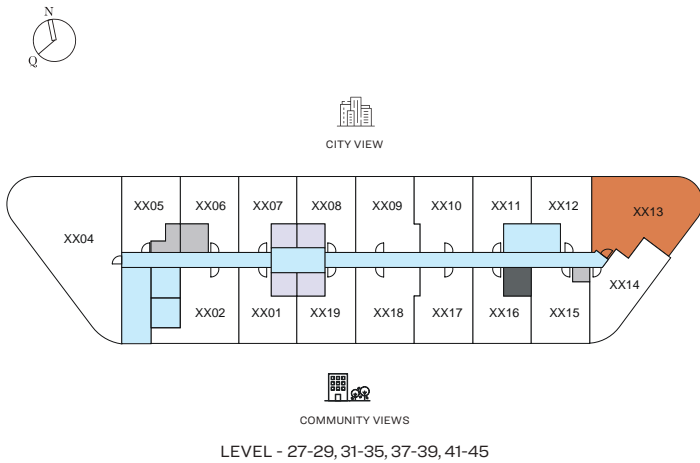
TOTAL SALEABLE AREA

SUITE = 900.19 SQ.FT.

BALCONY = 225.07 SQ.FT.

TOTAL = 1125.26 SQ.FT.

 UNIT



List of unit numbers with this unit plan:

VIEWS

Community View, Amenity View

A513, A613, A713, A813, A913

Villa Community, City View, Community View, Amenity View

A1013, A1113, A1213, A1313, A1413, A1513, A1613, A1713, A1813, A1913, A2013, A2113, A2213, A2313, A2413

Villa Community, City View, Community View

A2713, A2813, A2913, A3013, A3113, A3213, A3313, A3413, A3513, A3613, A3713, A3813, A3913, A4013, A4113, A4213, A4313

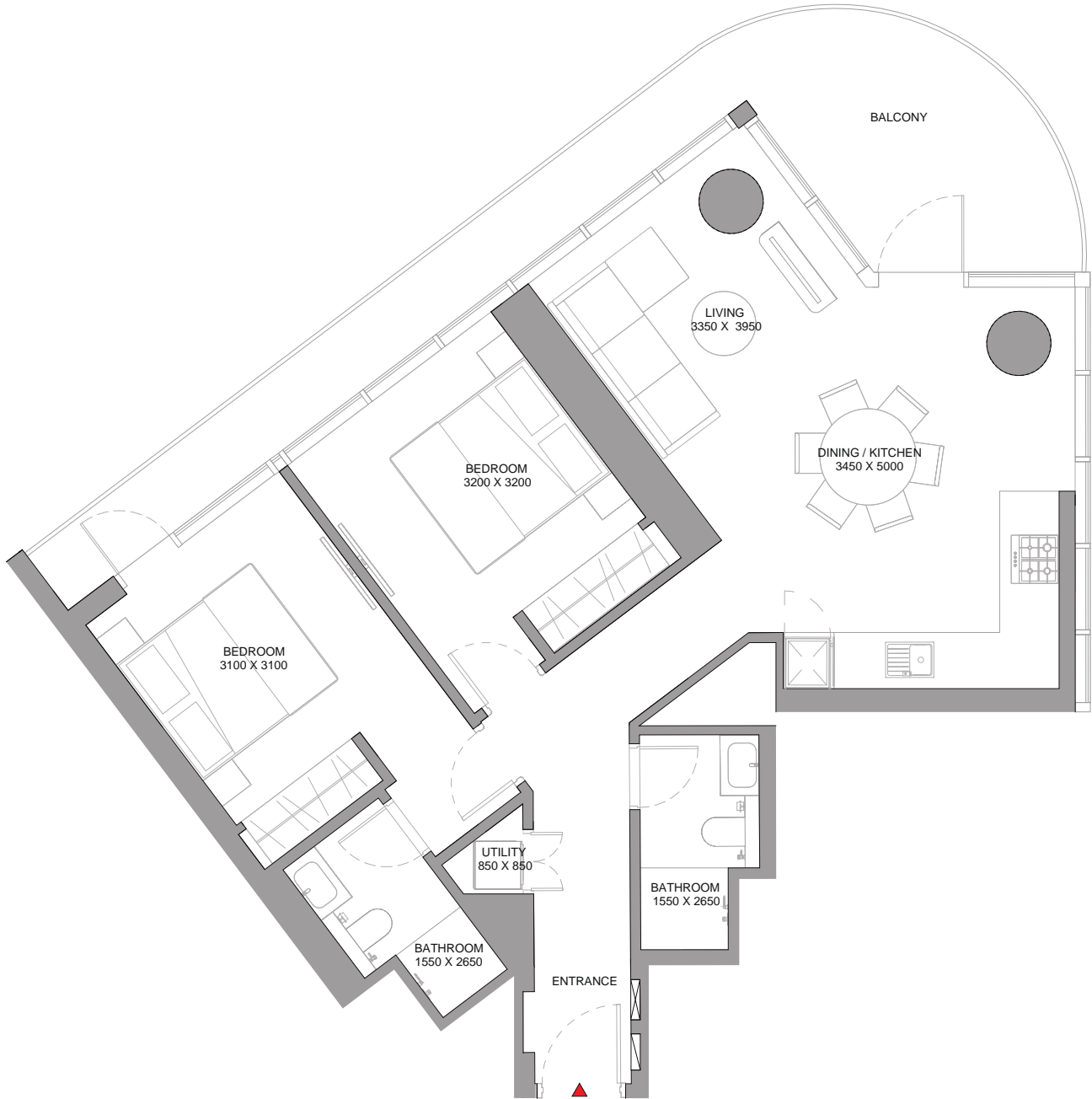
Disclaimer: 1. All dimensions are in metric, measured to wall finishes. 2. All materials, dimensions & drawings are approximate. 3. Information is subject to change without notice, at developer's absolute discretion. 4. Actual area may vary from the stated area. 5. Drawing are not to scale. 6. All images used are for illustrative purpose only and do not represent the actual size, features, specifications, fittings and furnishings. 7. The developer reserves the right to make revisions/ alterations, at its absolute discretion, without any liability whatsoever.

2 BEDROOM APARTMENT

TYPE A - VARIANT 1 (with shared powder room + balcony)

TOTAL SALEABLE AREA

SUITE = 900.19 SQ.FT.
BALCONY = 225.07 SQ.FT.
TOTAL = 1125.26 SQ.FT.



List of unit numbers with this unit plan:

VIEWS

Community View, Amenity View
A513, A613, A713, A813, A913

Villa Community, City View, Community View, Amenity View
A1013, A1113, A1213, A1313, A1413, A1513, A1613, A1713, A1813, A1913, A2013, A2113, A2213, A2313, A2413

Villa Community, City View, Community View
A2713, A2813, A2913, A3013, A3113, A3213, A3313, A3413, A3513, A3613, A3713, A3813, A3913, A4013, A4113, A4213, A4313



3 BEDROOM APARTMENT

TYPE A (with powder room, maid room + balcony)

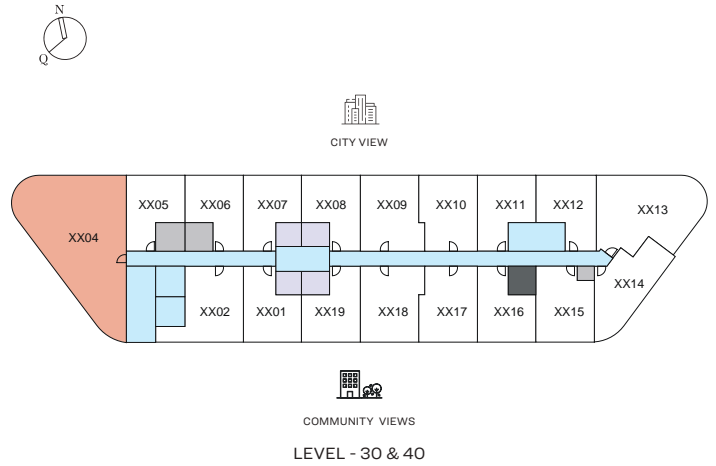
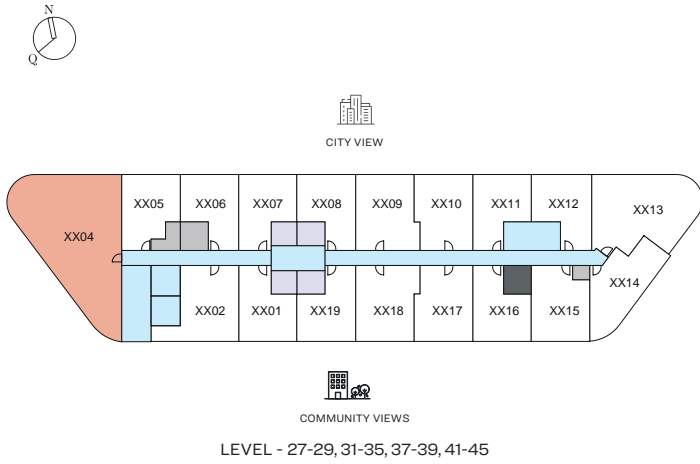
TOTAL SALEABLE AREA

SUITE = 1599.62 SQ.FT.

BALCONY = 289.23 SQ.FT.

TOTAL = 1888.85 SQ.FT.

 UNIT



List of unit numbers with this unit plan:

VIEWS

Sports City, City View, Community View (180 degree views)

A2704, A2804, A2904, A3004, A3104, A3204, A3304, A3404, A3504, A3604, A3704, A3804, A3904, A4004, A4104, A4204, A4304

Disclaimer: 1. All dimensions are in metric, measured to wall finishes. 2. All materials, dimensions & drawings are approximate. 3. Information is subject to change without notice, at developer's absolute discretion. 4. Actual area may vary from the stated area. 5. Drawing are not to scale. 6. All images used are for illustrative purpose only and do not represent the actual size, features, specifications, fittings and furnishings. 7. The developer reserves the right to make revisions/ alterations, at its absolute discretion, without any liability whatsoever.

3 BEDROOM APARTMENT

TYPE A (with powder room, maid room + balcony)

TOTAL SALEABLE AREA

SUITE = 1599.62 SQ.FT.

BALCONY = 289.23 SQ.FT.

TOTAL = 1888.85 SQ.FT.



List of unit numbers with this unit plan:

VIEWS

Sports City, City View, Community View (180 degree views)

A2704, A2804, A2904, A3004, A3104, A3204, A3304, A3404, A3504, A3604, A3704, A3804, A3904, A4004, A4104, A4204, A4304

Disclaimer: 1. All dimensions are in metric, measured to wall finishes. 2. All materials, dimensions & drawings are approximate. 3. Information is subject to change without notice, at developer's absolute discretion. 4. Actual area may vary from the stated area. 5. Drawing are not to scale. 6. All images used are for illustrative purpose only and do not represent the actual size, features, specifications, fittings and furnishings. 7. The developer reserves the right to make revisions/ alterations, at its absolute discretion, without any liability whatsoever.



SOBHA
REALTY

PRINCIPAL PARTNER TO



SOBHA
REALTY

ART *of* THE DETAIL